EXIDE

# ANNUAL REPORT 2026

# OUR CLIENTELE

EXIDE

NISSAN

HINO

MASTER

DAEWOO

ISUZU

SUZUKI

TOYOTA

HONDA

FAW

# CONTENTS


Vision and Mission Statement 03

Corporate Profile 05

Notice of Annual General Meeting 07

Chairman's Review 12

Directors' Report 14

Gender Pay Gap Statement 23

Statement of Compliance with the Code of Corporate Governance 24

Performance Highlights 28


## UNCONSOLIDATED FINANCIAL STATEMENTS


Review Report to The Members 31

Auditors' Report to The Members 32

Statement of Financial Position 37

Statement of Profit or Loss and Other Comprehensive Income 38

Statement of Changes in Equity 39

Cash Flow Statement 40

Notes to the Accounts 41


## CONSOLIDATED FINANCIAL STATEMENTS


Auditors' Report to the Members 78

Statement of Financial Position 81

Statement of Profit or Loss and Other Comprehensive Income 82

Statement of Changes in Equity 83

Cash Flow Statement 84

Notes to the Accounts 85

Pattern of Shareholding 120

Categories of Shareholders 121

Form of Proxy 123

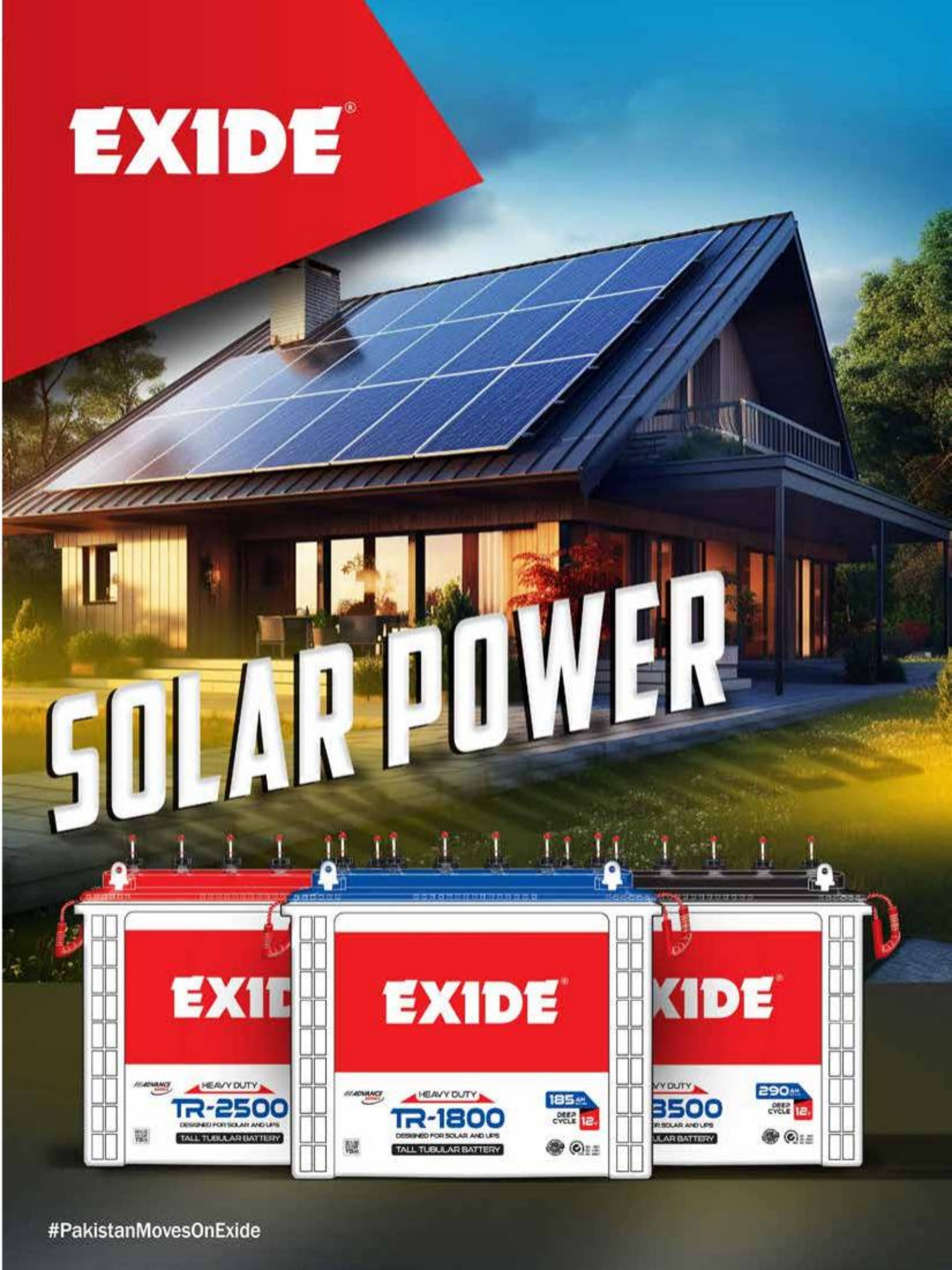
EXIDE®
SOLAR POWER
EXIDE
HEAVY DUTY
TR-2500
DESIGNED FOR SOLAR AND UPS
TALL TUBULAR BATTERY
EXIDE
HEAVY DUTY
TR-1800
DESIGNED FOR SOLAR AND UPS
TALL TUBULAR BATTERY
185 AH
DEEP CYCLE
12V
290 AH
DEEP CYCLE
12V
#PakistanMovesOnExide

EXIDE
ہر کسان کی شان
EXIDE
EXIDE
6X130
12V 90AH
15 PLATES / CELL
EXIDE
6X130
12V 90AH
15 PLATES / CELL
MADE WITH 99.9% PURE LEAD

# Vision

**To remain leader in automotive battery industry by supplying quality product to the customers at affordable price and to satisfy their needs by providing reliable product as per international standard and best suited to local environment.**

# Mission

1. **Continous improvement in workmanship, process, productivity and elimintion of wastage by effective implementation of total quality control.**

2. **To be honest and fair with all partners namely shareholders, employees, suppliers, financial institutions, government and the customers.**

3. **To train and motivate employees for building up dedicated and loyal team.**

4. **To be good citizen and contribute effectively in betterment and prosperity of our country.**

SRNE | EXIDE

# Green Energy

*Changes The World*

INVERTERS - LITHIUM - TUBULAR

# CORPORATE PROFILE

## Board Of Directors

Arif Hashwani - Chairman
Arshad Shehzada - MD/CEO
Altaf Hashwani
Hussain Hashwani
Zaver Hashwani
Amin Manji
Mrs. Navin Salim Merchant
S. Haider Mehdi

## Chief Financial Officer

S. Haider Mehdi

## Audit Committee

Amin Manji - Chairman
Altaf Hashwani
Zaver Hashwani
Salim Abdul Ali - Secretary

## Human Resource and Remuneration Committee

Amin Manji - Chairman
Arif Hashwani - Member
Altaf Hashwani - Member
Muhammad Shayan - Secretary

## Bankers

BankIslami Pakistan Ltd.
Bank Alfalah Limited
Allied Bank Ltd.
Habib Bank Ltd.
Habib Metropolitan Bank Limited
JS Bank Ltd.
MCB Bank Ltd.
Meezan Bank Limited
Standard Chartered Bank (Pakistan) Ltd.
United Bank Ltd.
Dubai Islamic Bank Pakistan Limited
National Bank of Pakistan
Faysal Bank Limited
Al Baraka Bank (Pakistan) Limited.
Bank of Punjab
Bank of Khyber
Pak Kuwait Investment Company Limited

## Auditors

Yousuf Adil

## Solicitors

Orr, Dignam & Co.

## Registered Office

A-44, Hill Street, Off.
Manghopir Road, S.I.T.E., Karachi-
Pakistan.
Website: www.exide.com.pk
E-mail: exidepk@exide.com.pk

UNMATCHED QUALITY
EXIDE
SMART BATTERY FOR SMART HOME
EXIDE
HP60
DEEP CYCLE
HEAVY DUTY
EXIDE
HP80
DEEP CYCLE
HEAVY DUTY
EXIDE
HP110
DEEP CYCLE
HEAVY DUTY
12V/70Ah
designed for
Solar / UPS

# NOTICE OF ANNUAL GENERAL MEETING

Notice is hereby given that the Seventy-Third (73rd) Annual General Meeting of the shareholders of EXIDE Pakistan Limited will be held on Wednesday, July 29, 2026 at 11.00 hours at the Registered Office of the Company at A-44, Hill Street, Off: Manghopir Road, SITE, Karachi and through video link facility to transact the following business:

## A. ORDINARY BUSINESS

1. To read and confirm minutes of the Seventy Second (72nd) Annual General Meeting of the Shareholders of the Compa ny held on Tuesday, July 29, 2025.

2. To receive and adopt the Audited Statements of Accounts for the year ended March 31, 2026 together with the Direc tors' and Auditors reports thereon.

3. To declare final dividend for the year ended March 31, 2026, as recommended by the Directors.

4. To appoint auditors for the year 2026-2027 and fix their remuneration.

5. To elect seven directors, as fixed by the Board pursuant to Section 159(1) of the Companies Act, 2017, for a term of three years commencing on June 18, 2026. The retiring directors are Messrs Arif Hashwani, Altaf Hashwani, Hussain Hashwani, Zaver Hashwani, Navin Merchant, Amin Manji, and S. Haider Mehdi.

## B. SPECIAL BUSINESS:

6. To approve the remuneration of the Chief Executive, Executive Director and Independent Director of the Company for the period from 1 July 2026 to 30 June 2029.

A statement under section 134(3) of the Companies Act, 2017 pertaining to the Special Business is being sent to the members with this notice.

By order of the Board

S. HAIDER MEHDI
**Director**
**Karachi: June 27, 2026**

## NOTES

1. The Share Transfer Books of the Company will remain closed from,Thursday 23 July 2026 to Wednesday, 29 July 2026 (both days inclusive). Transfers received in order at the office of the Company's Share Registrar, THK Associates (Private) Limited, 32-C, Jami Commercial Street 2, D.H.A. Phase VII, Karachi-75500, by the close of business on Wednesday, 22 July 2026, will be treated as being in time for the purpose of determining entitlement to attend and vote at the Meeting.

2. A member, entitled to attend and vote at the meeting, may appoint a proxy in writing to attend and vote on the member's behalf. A proxy need not be a member of the Company. A corporate entity, being member, may appoint any person, regardless whether they are a member or not, as its proxy. In case of corporate entities, a resolution of the Board of Directors / Power of Attorney with specimen signature of the person nominated to represent and vote on behalf of the corporate entity shall be submitted to the Company along with a completed proxy form. The proxy holders are required to produce their original CNICs or original passports at the time of the meeting.

In order to be effective, duly completed and signed proxy forms must be received at the Company's Registered Office at least 48 hours before the time of the meeting

# NOTICE OF ANNUAL GENERAL MEETING

3. The AGM proceedings may also be attended through ZOOM application (a video link conferencing facility). Shareholders interested to participate in the meeting are requested to email required information with "Registration for EXIDE Pakistan Limited AGM' along with valid copy of both sides of Computerized National Identity Card (CNIC) at shmehdi@exide.com.pk. Shareholders are advised to mention their full name, Folio/CDC Account Number, CNIC Number, active email address and mobile number. Video link details and login credentials will be sent to members at their provided email addresses enabling them to attend the attend the meeting on the given date and time.

4. Members of the Company whose shares are registered in their account/sub-account with Central Depository System (CDS) are requested to bring original Computerized National Identity Card along with their account number in CDS and participant's ID number for verification.

5. The members are requested to notify the Share Registrar of any change in their address. According to Section 119 of the Companies Act, 2017, and Regulation 19 of the Companies (General Provisions and Forms) Regulations, 2018, all physical shareholders are advised to provide their mandatory information such as CNIC number, address, email address contact mobile numbers, occupation etc to Share Registrar of the Company.

6. As per Section 72 of the Companies Act, 2017 every existing listed company shall be required to replace its physical shares with book-entry form in a manner as may be specified and from the data notified by the SECP. The Shareholders having physical shareholding are accordingly required to open their account with investors account services of CDC or sub account with any of the brokers and convert their physical shares in book entry form. This will facilitate the shareholder in many ways, including safe custody and sale of shares, any time they want, as the trading in physical shares is not permitted as per existing regulations of the Pakistan Stock Exchange Limited.

7. Shareholders are hereby reminded that Section 242 of the Companies Act, 2017 provides that in case of a listed Company, any cash dividend declared by the Company must be paid electronically directly into the bank account of the shareholders. In order to receive dividends directly into their bank account, shareholders are requested to fill in E-Dividend Mandate Form available on the Company website www.exide.com.pk and send it duly signed along with the a copy of CNIC to the Registrar of the Company M/s. THK Associates (Private) Limited in case of physical shares. In case shares are held in CDC, then E-Dividend Mandate Form must be submitted directly to shareholder's broker/participant/CDC investor account services. In case of non-submission of IBAN, the Company will withhold the payment of dividends under the Companies (Distribution of Dividends) Regulations, 2017. Further, the information regarding gross dividend, tax/zakat deduction and net amount of dividend will be provided through the Centralized Cash Dividend Register, therefore, shareholders should register themselves to CDC's eService Portal.

8. In Compliance of Section 244 of the Companies Act, 2017, one the Company has completed stipulated formalities, any unclaimed dividend and or shares that have remained outstanding for a period of three years from the date of becoming due and payable more shall be credited to the Federal Government (in case of dividend) or delivered to the SECP (in case of physical shares). Shareholders who by any reason could not collect and remained their unclaimed dividend/shares are advised to contract the Share Registrar of the Company to collect/inquire about their unclaimed dividend or shares, if any.

9. The Company has circulated its Audited Financial Statements for the year ended 31st March, 2026, to the members through a QR-enabled code and web link, sent to their registered email addresses. A printed copy of the Audited Financial Statements will be provided to any member upon request.

# NOTICE OF ANNUAL GENERAL MEETING

The Audited Financial Statements of the Company for the year ended March 31, 2026, are also available on the Company's website at www.exide.com.pk.

10. If the number of members who offer themselves for election is not greater than the number of directors to be elected, those members shall be elected unopposed and no voting process shall be required.

11. Members may exercise their right to vote by means of postal ball or through electronic mode, subject to the requirement of Section 143 and 144 of the Companies Act, 2017, and Companies (Postal Ballot) Regulations, 2018, for the purpose of election of directors, if required and Special Business. The schedule and procedure of postal ballot/electronic voting shall be placed on the Company's website www.exide.com, seven days before the meeting.

## STATEMENT UNDER SECTION 134(3) OF THE COMPANIES ACT, 2017

A total amount of Rs. 47 million will be proposed as the aggregate remuneration of the Chief Executive and a working director as well as fringe benefits to three non-executive directors of the Company for the period from July 01, 2026 to June 30, 2029 in the form of following resolution.

> "RESOLVED THAT an aggregate sum of Rs. 50.985 million (Rupees fifty million nine hundred eighty-five million only) be and is hereby approved as the Remuneration of the Managing Director/Chief Executive Director of the Company for the period from July 01, 2026 to June 30, 2029, covering their managerial remuneration in addition to their entitlement of chauffeur driven company-maintained cars and medical expenses. The above amount includes the meeting fee to be paid to independent directors for attending the Board of Directors meeting."
>
> "FURTHER RESOLVED THAT three non-executive directors shall be entitled to chauffeur driven company-maintained cars, medical and hospitalization expenses, official entertainment expenses, residential utilities, telephone and security expenses."

# سالانہ عمومی اجلاس کا نوٹس

اس کے ذریعے نوٹس دیا جاتا ہے کہ EXIDE پاکستان لمیٹڈ کے حصص داران کا تہترویں (73ویں) سالانہ عمومی اجلاس بدھ، 29 جولائی 2026 کو 11.00 بجے کمپنی کے رجسٹرڈ دفتر واقع A-44، ہل اسٹریٹ، آف: منگھوپیر روڈ، SITE، کراچی میں اور ویڈیو لنک سہولت کے ذریعے درج ذیل امور انجام دینے کے لیے منعقد ہوگا:

## A. معمول کے امور:

1. منگل، 29 جولائی 2025 کو منعقدہ کمپنی کے حصص داران کے بہترویں (72ویں) سالانہ عمومی اجلاس کے منٹس پڑھنے اور تصدیق کرنے کے لیے۔
2. 31 مارچ 2026 کو ختم ہونے والے سال کے لیے حسابات کے آڈٹ شدہ گوشوارے، اس پر ڈائریکٹرز اور آڈیٹرز کی رپورٹس کے ساتھ، وصول اور منظور کرنے کے لیے۔
3. 31 مارچ 2026 کو ختم ہونے والے سال کے لیے حتمی ڈیویڈنڈ کا اعلان کرنے کے لیے، جیسا کہ ڈائریکٹرز نے سفارش کی ہے۔
4. سال 2026-2027 کے لیے آڈیٹرز مقرر کرنے اور ان کا معاوضہ متعین کرنے کے لیے۔
5. کمپنیز ایکٹ، 2017 کے سیکشن 159(1) کے تحت بورڈ کی جانب سے مقرر کردہ تعداد کے مطابق سات ڈائریکٹرز منتخب کرنے کے لیے، تین سال کی مدت کے لیے جو 18 جون 2026 سے شروع ہوگی۔ ریٹائر ہونے والے ڈائریکٹرز میسرز عارف ہاشوانی، الطاف ہاشوانی، حسین ہاشوانی،زاویرہاشوانی، نوین مرچنٹ، امین مانجی، اور ایس. حیدر مہدی ہیں۔

## B. خصوصی امور:

6. کمپنی کے چیف ایگزیکٹو، ایگزیکٹو ڈائریکٹر اور آزاد ڈائریکٹر کے معاوضے کی منظوری دینے کے لیے، مدت 1 جولائی 2026 سے 30 جون 2029 تک۔

کمپنیز ایکٹ، 2017 کے سیکشن 134(3) کے تحت خصوصی امور سے متعلق ایک بیان اس نوٹس کے ساتھ ممبران کو بھیجا جا رہا ہے۔

**بحکمِ بورڈ**

**ایس حیدر مہدی**
ڈائریکٹر
کراچی: 27 جون 2026

## نوٹس:

1. کمپنی کی شیئر ٹرانسفر بکس جمعرات، 23 جولائی 2026 سے بدھ، 29 جولائی 2026 تک بند رہیں گی (دونوں دن شامل)۔ کمپنی کے شیئر رجسٹرار، THK Associates (Private) Limited، C-32، جامی کمرشل اسٹریٹ 2، D.H.A. فیز VII، کراچی-75500، کے دفتر میں بدھ، 22 جولائی 2026 کو کاروبار کے اختتام تک ترتیب میں موصول ہونے والی ٹرانسفرز کو اجلاس میں شرکت اور ووٹ کے حق کا تعین کرنے کے مقصد کے لیے بروقت سمجھا جائے گا۔
2. ایک ممبر، جو اجلاس میں شرکت اور ووٹ کا حق رکھتا ہے، ممبر کی جانب سے شرکت اور ووٹ دینے کے لیے تحریری طور پر ایک پراکسی مقرر کر سکتا ہے۔ پراکسی کا کمپنی کا ممبر ہونا ضروری نہیں۔ ایک کارپوریٹ ادارہ، بطور ممبر، کسی بھی شخص کو، خواہ وہ ممبر ہو یا نہ ہو، اپنا پراکسی مقرر کر سکتا ہے۔ کارپوریٹ اداروں کی صورت میں، بورڈ آف ڈائریکٹرز کی قرارداد / مختارنامہ، کارپوریٹ ادارے کی نمائندگی اور اس کی جانب سے ووٹ دینے کے لیے نامزد شخص کے نمونہ دستخط کے ساتھ، مکمل شدہ پراکسی فارم کے ہمراہ کمپنی کو جمع کرایا جائے گا۔ پراکسی ہولڈرز کو اجلاس کے وقت اپنی اصل CNICs یا اصل پاسپورٹس پیش کرنے کی ضرورت ہے۔

   مؤثر ہونے کے لیے، باقاعدہ مکمل اور دستخط شدہ پراکسی فارم اجلاس کے وقت سے کم از کم 48 گھنٹے پہلے کمپنی کے رجسٹرڈ دفتر میں موصول ہونا ضروری ہیں۔
3. AGM کی کارروائی میں ZOOM ایپلیکیشن (ویڈیو لنک کانفرنسنگ سہولت) کے ذریعے بھی شرکت کی جا سکتی ہے۔ اجلاس میں شرکت کے خواہش مند شیئر ہولڈرز سے درخواست ہے کہ مطلوبہ معلومات "Registration for EXIDE Pakistan Limited AGM' کے ساتھ Computerized National Identity Card (CNIC) کے دونوں اطراف کی درست کاپی shmehdi@exide.com.pk پر ای میل کریں۔ شیئر ہولڈرز کو مشورہ دیا جاتا ہے کہ اپنا مکمل نام، Folio/CDC Account Number، CNIC Number، فعال ای میل ایڈریس اور موبائل نمبر درج کریں۔ ویڈیو لنک کی تفصیلات اور لاگ اِن اسناد ممبران کو ان کے فراہم کردہ ای میل ایڈریسز پر بھیجی جائیں گی، جس سے وہ دی گئی تاریخ اور وقت پر اجلاس میں شرکت کر سکیں گے۔

4. کمپنی کے وہ ممبران جن کے حصص Central Depository System (CDS) میں ان کے اکاؤنٹ/سب اکاؤنٹ میں رجسٹرڈ ہیں، ان سے درخواست ہے کہ تصدیق کے لیے CDS میں اپنے اکاؤنٹ نمبر اور participant's ID number کے ساتھ اصل Computerized National Identity Card لائیں۔

5. ممبران سے درخواست ہے کہ اپنے پتے میں کسی بھی تبدیلی سے شیئر رجسٹرار کو مطلع کریں۔ کمپنیز ایکٹ، 2017 کے سیکشن 119، اور کمپنیز (General Provisions and Forms) ریگولیشنز، 2018 کے ریگولیشن 19 کے مطابق، تمام جسمانی شیئر ہولڈرز کو مشورہ دیا جاتا ہے کہ اپنی لازمی معلومات جیسے CNIC نمبر، پتہ، ای میل ایڈریس، رابطہ موبائل نمبرز، پیشہ وغیرہ کمپنی کے شیئر رجسٹرار کو فراہم کریں۔

6. کمپنیز ایکٹ، 2017 کے سیکشن 72 کے مطابق ہر موجودہ لسٹڈ کمپنی کو اپنے جسمانی حصص کو SECP کی جانب سے بیان کردہ اور مطلع کردہ تاریخ سے book-entry form میں تبدیل کرنا لازم ہوگا۔ اس کے مطابق جسمانی شیئر ہولڈنگ رکھنے والے شیئر ہولڈرز کو CDC کی investors account services کے ساتھ اپنا اکاؤنٹ یا کسی بھی بروکر کے ساتھ سب اکاؤنٹ کھولنے اور اپنے جسمانی حصص کو book-entry form میں تبدیل کرنے کی ضرورت ہے۔ یہ شیئر ہولڈر کو کئی طریقوں سے سہولت دے گا، بشمول حصص کی محفوظ تحویل اور فروخت، جب بھی وہ چاہیں، کیونکہ پاکستان اسٹاک ایکسچینج لمیٹڈ کے موجودہ ضوابط کے مطابق جسمانی حصص میں تجارت کی اجازت نہیں ہے۔

7. شیئر ہولڈرز کو اس کے ذریعے یاد دہانی کرائی جاتی ہے کہ کمپنیز ایکٹ، 2017 کا سیکشن 242 فراہم کرتا ہے کہ لسٹڈ کمپنی کی صورت میں، کمپنی کی جانب سے اعلان کردہ کوئی بھی نقد ڈیویڈنڈ لازماً الیکٹرانک طور پر براہ راست شیئر ہولڈرز کے بینک اکاؤنٹ میں ادا کیا جائے۔ اپنے بینک اکاؤنٹ میں براہ راست ڈیویڈنڈ وصول کرنے کے لیے، شیئر ہولڈرز سے درخواست ہے کہ کمپنی کی ویب سائٹ www.exide.com.pk پر دستیاب E-Dividend Mandate Form پُر کریں اور جسمانی حصص کی صورت میں اسے باقاعدہ دستخط شدہ CNIC کی ایک کاپی کے ساتھ کمپنی کے رجسٹرار M/s. THK Associates (Private) Limited کو بھیجیں۔ اگر حصص CDC میں رکھے گئے ہیں، تو E-Dividend Mandate Form براہ راست شیئر ہولڈر کے broker/participant/CDC investor account services کو جمع کرایا جانا ضروری ہے۔ IBAN جمع نہ کرانے کی صورت میں، کمپنی کمپنیز (Distribution of Dividends) ریگولیشنز، 2017 کے تحت ڈیویڈنڈز کی ادائیگی روک لے گی۔ مزید، مجموعی ڈیویڈنڈ، ٹیکس/زکوٰۃ کٹوتی اور ڈیویڈنڈ کی خالص رقم سے متعلق معلومات Centralized Cash Dividend Register کے ذریعے فراہم کی جائیں گی، اس لیے شیئر ہولڈرز کو CDC کے eService Portal پر خود کو رجسٹر کرنا چاہیے۔

8. کمپنیز ایکٹ، 2017 کے سیکشن 244 کی تعمیل میں، جب کمپنی مقررہ رسمی کارروائیاں مکمل کر لے، کوئی بھی غیر دعویٰ شدہ ڈیویڈنڈ اور/یا حصص جو واجب الادا اور قابل ادائیگی ہونے کی تاریخ سے تین سال کی مدت تک بقایا رہے ہوں، وفاقی حکومت کو جمع کر دیے جائیں گے (ڈیویڈنڈ کی صورت میں) یا SECP کو فراہم کیے جائیں گے (جسمانی حصص کی صورت میں)۔ وہ شیئر ہولڈرز جو کسی بھی وجہ سے اپنا غیر دعویٰ شدہ ڈیویڈنڈ/حصص وصول نہ کر سکے، انہیں مشورہ دیا جاتا ہے کہ اپنے غیر دعویٰ شدہ ڈیویڈنڈ یا حصص، اگر کوئی ہوں، وصول کرنے/معلوم کرنے کے لیے کمپنی کے شیئر رجسٹرار سے رابطہ کریں۔

9. کمپنی نے 31 مارچ 2026 کو ختم ہونے والے سال کے لیے اپنے آڈٹ شدہ مالی گوشوارے ممبران کو QR-enabled code اور web link کے ذریعے، جو ان کے رجسٹرڈ ای میل ایڈریسز پر بھیجے گئے، ارسال کیے ہیں۔ آڈٹ شدہ مالی گوشواروں کی پرنٹ شدہ کاپی درخواست پر کسی بھی ممبر کو فراہم کی جائے گی۔
31 مارچ 2026 کو ختم ہونے والے سال کے لیے کمپنی کے آڈٹ شدہ مالی گوشوارے کمپنی کی ویب سائٹ www.exide.com.pk پر بھی دستیاب ہیں۔

10. اگر انتخاب کے لیے خود کو پیش کرنے والے ممبران کی تعداد منتخب کیے جانے والے ڈائریکٹرز کی تعداد سے زیادہ نہیں ہے، تو وہ ممبران بلامقابلہ منتخب ہوں گے اور کوئی ووٹنگ عمل درکار نہیں ہوگا۔

11. ممبران ووٹ دینے کے اپنے حق کو پوسٹل بیلٹ کے ذریعے یا الیکٹرانک طریقے سے استعمال کر سکتے ہیں، کمپنیز ایکٹ، 2017 کے سیکشن 143 اور 144، اور کمپنیز (Postal Ballot) ریگولیشنز، 2018 کی ضرورت کے تابع، ڈائریکٹرز کے انتخاب کے مقصد کے لیے، اگر درکار ہو، اور خصوصی امور کے لیے۔ پوسٹل بیلٹ/الیکٹرانک ووٹنگ کا شیڈول اور طریقہ کار اجلاس سے سات دن پہلے کمپنی کی ویب سائٹ www.exide.com پر رکھا جائے گا۔

کمپنیز ایکٹ، 2017 کے سیکشن 134(3) کے تحت بیان

47 ملین روپے کی کل رقم چیف ایگزیکٹو اور ایک ورکنگ ڈائریکٹر کے مجموعی معاوضے کے ساتھ ساتھ کمپنی کے تین نان ایگزیکٹو ڈائریکٹرز کو ضمنی مراعات کے طور پر، مدت 01 جولائی 2026 سے 30 جون 2029 تک، درج ذیل قرارداد کی صورت میں تجویز کی جائے گی۔

"قرار پایا کہ 50.985 ملین روپے (روپے پچاس ملین نو سو پچاسی ملین صرف) کی مجموعی رقم کمپنی کے منیجنگ ڈائریکٹر/چیف ایگزیکٹو ڈائریکٹر کے معاوضے کے طور پر مدت 01 جولائی 2026 سے 30 جون 2029 تک اس کے ذریعے منظور کی جاتی ہے، جس میں ان کے انتظامی معاوضے کے علاوہ ان کا ڈرائیور سے چلائی جانے والی کمپنی کی زیرِ دیکھ بھال گاڑیوں اور طبی اخراجات کا استحقاق شامل ہے۔ مذکورہ رقم میں بورڈ آف ڈائریکٹرز کے اجلاس میں شرکت کے لیے آزاد ڈائریکٹرز کو ادا کی جانے والی میٹنگ فیس شامل ہے۔"

"مزید قرار پایا کہ تین نان ایگزیکٹو ڈائریکٹرز ڈرائیور سے چلائی جانے والی کمپنی کی زیرِ دیکھ بھال گاڑیوں، طبی اور ہسپتال میں داخلے کے اخراجات، سرکاری تفریحی اخراجات، رہائشی یوٹیلیٹیز، ٹیلی فون اور سیکورٹی اخراجات کے مستحق ہوں گے۔"

# CHAIRMAN'S REVIEW

IT IS MY PRIVILEGE TO WELCOME YOU TO THE 73RD ANNUAL GENERAL MEETING OF THE COMPANY AND, ON BEHALF OF THE BOARD OF DIRECTORS, PRESENT THE AUDITED ACCOUNTS OF THE COMPANY FOR THE YEAR ENDED MARCH 31, 2026, TOGETHER WITH MY REVIEW OF THE COMPANY'S PERFORMANCE

## THE ECONOMY

Pakistan's macroeconomic conditions remained broadly stable at the start of FY26, with a cautious monetary policy helping restore business confidence. Large-scale manufacturing rebounded strongly, recording growth of 6.4% after contracting by 0.7% in the previous year.

The agricultural sector posted growth of 2.9% despite the devastating floods of 2025, supported by strong livestock performance and improved production of major crops, helping the sector recover from last year's slowdown. GDP growth of 3.7% was achieved in FY26, compared with 3.18% last year, and is expected to reach 4.0% in FY27.

The trade deficit widened by 17.46% to US$34.76 billion during the first eleven months of FY26 from US$29.59 billion in the corresponding period last year. Exports declined by 5.61%, from US$29.56 billion to US$27.90 billion, while imports increased by 5.94%, from US$59.15 billion to US$62.66 billion.

Home remittances maintained healthy growth of 8.5%, rising to US$34.3 billion during the first ten months of FY26. Foreign Direct Investment during the first eleven months of FY26 declined by 28% to US$1.62 billion, compared with US$2.27 billion last year. Policy instability remains a key deterrent, as frequent policy reversals, tariff renegotiations, and retrospective actions have eroded investor confidence, resulting in business downsizing, market exits, and increased arbitration risks.

The current account surplus shrank to US$255 million during the first eleven months of FY26, compared with a surplus of US$1.618 billion in the corresponding period last year. Foreign exchange reserves increased to US$22.65 billion as of June 5, 2026, comprising US$17.20 billion held by the State Bank of Pakistan and US$5.45 billion held by commercial banks. The State Bank of Pakistan maintained its policy rate at 11.5% at the end of FY26.

## THE INDUSTRY

Pakistan's automobile sector demonstrated robust growth during the first ten months of FY26. Passenger car sales increased by 52% to 127,058 units. LCV and pickup sales rose by 38% to 38,697 units, while truck and bus sales increased by 72% to 6,687 units. Motorcycle and three-wheeler sales increased by 32% to 1,619,941 units. Tractor sales, however, declined by 7%, from 24,832 units to 23,116 units, due to the floods and weak farm economics.

## PRODUCTION

Production activities were strategically planned to align with market demand, with a focus on both quality and quantity. Greater emphasis on quality control at every stage of the production process was maintained to further enhance the quality standards of Exide products.

## SALES PERFORMANCE

The Company's net sales revenue decreased by 17.8%, from PKR 23.895 billion to PKR 19.637 billion, due to lower sales volumes and reduced selling prices.

## PROFITABILITY

Gross profit for the year under review declined by 29.35%, from PKR 3.869 billion to PKR 2.734 billion, due to lower sales volumes and reduced margins.

Selling and distribution expenses decreased by 25.15%, from PKR 1.702 billion to PKR 1.274 billion, in line with the 17.8% decline in sales revenue. Administrative and general expenses decreased by 0.75%, from PKR 273.22 million to PKR 271.18 million.

Operating profit amounted to PKR 1.137 billion, compared with PKR 1.772 billion in the previous year. Finance costs remained almost unchanged at PKR 726.64 million, compared with PKR 731.07 million last year.

Profit before tax for the year under review was PKR 410 million, compared with PKR 1.041 billion in the previous year. Profit after tax amounted to PKR 432 million, compared with PKR 614 million last year. Consequently, earnings per share decreased to PKR 55.57, compared with PKR 79.09 in the previous year.

## FUTURE PROSPECTS

Pakistan is targeting GDP growth of 4.0% in FY27, compared with 3.7% achieved in FY26. The FY27 Federal Budget reflects the Government's continued stabilization strategy, balancing fiscal discipline with targeted relief measures to support economic activity. The budget has been formulated within the framework of the IMF-supported reform program, with policy priorities focused on fiscal consolidation, documentation of the economy, export promotion, and the gradual implementation of structural reforms.

The domestic battery industry is expected to face increased competition due to excess production capacity and reduced consumer purchasing power. These challenges may continue to impact industry profitability. Nevertheless, management remains steadfast in its commitment to improving product quality, enhancing productivity, controlling costs, strengthening after-sales service, and improving competitiveness and market share.

## ACKNOWLEDGEMENT

On behalf of the Board of Directors, I extend my heartfelt gratitude to all our stakeholders, including our employees, bankers, shareholders, Furukawa Battery Japan, vendors, dealers, retailers, customers, automobile manufacturers, and government organizations, for their unwavering support, guidance, and trust.

**ARIF Hashwani**
Chairman

Karachi: June 27, 2026

## چیئرمین کا جائزہ

کمپنی کی 73ویں سالانہ جنرل میٹنگ میں آپ کا استقبال کرنا اور بورڈ آف ڈائریکٹرز کی جانب سے کمپنی کی کارکردگی کا جائزہ لینے کے ساتھ ساتھ 31 مارچ 2026 کو ختم ہونے والے سال کے لیے کمپنی کے آڈٹ شدہ اکاؤنٹس پیش کرنا میرے لیے اعزاز کی بات ہے۔

## معیشت

پاکستان کے معاشی حالات مالی سال 26 کے آغاز میں بڑے پیمانے پر مستحکم رہے، احتیاطی مانیٹری پالیسی نے کاروباری اعتماد کی بحالی میں مدد کی۔ بڑے پیمانے پر مینوفیکچرنگ نے پچھلے سال 0.7 فیصد کے معاہدے کے بعد 6.4 فیصد نمو کے ساتھ مضبوطی سے ترقی کی۔ زرعی شعبے نے 2025 کے تباہ کن سیلاب کے باوجود مویشیوں کی مضبوط کارکردگی اور بھاری فصلوں کی بہتر پیداوار کی وجہ سے 2.9 فیصد کی ترقی کی، جس سے اس شعبے کو گزشتہ سال کی سست روی سے بحالی میں مدد ملی۔ گزشتہ سال 3.18 فیصد کے مقابلے FY26 میں 3.7 فیصد کی GDP نمو حاصل ہوئی اور FY27 میں اس کے 4.0 فیصد بڑھنے کی توقع ہے۔

مالی سال 26 کے گیارہ مہینوں کے دوران تجارتی خسارہ 17.46 فیصد بڑھ کر 34.76 بلین امریکی ڈالر ہو گیا جو گزشتہ سال کی اسی مدت میں 29.59 بلین امریکی ڈالر تھا۔ برآمدات 29.56 بلین امریکی ڈالر سے 5.61 فیصد کم ہو کر 27.90 بلین امریکی ڈالر رہیں جبکہ درآمدات 5.94 فیصد بڑھ کر 62.66 بلین امریکی ڈالر تک پہنچ گئیں جو گزشتہ سال 59.15 بلین امریکی ڈالر تھی۔

گھریلو ترسیلات نے مالی سال 26 کے پہلے دس مہینوں میں 8.5 فیصد کی صحت مند نمو برقرار رکھی جو بڑھ کر 34.3 بلین امریکی ڈالر تک پہنچ گئی۔ مالی سال 26 کے گیارہ مہینوں میں براہ راست غیر ملکی سرمایہ کاری گزشتہ سال 2.27 بلین امریکی ڈالر سے 28 فیصد کم ہو کر 1.62 بلین امریکی ڈالر رہ گئی۔ پالیسی میں عدم استحکام ایک کلیدی رکاوٹ بنی ہوئی ہے، کیونکہ بار بار الٹ پھیر، ٹیرف کی دوبارہ گفت و شنید اور سابقہ کارروائی نے سرمایہ کاروں کے اعتماد کو ختم کر دیا ہے، جس سے سائز میں کمی، اخراج اور ثالثی کا خطرہ بڑھ گیا ہے۔ کرنٹ اکاؤنٹ سرپلس MFY2611 میں گھٹ کر 255 ملین امریکی ڈالر رہ گیا جبکہ پچھلے سال 1.618 بلین سرپلس تھا۔ زرمبادلہ کے ذخائر 5 جون 2026 تک بڑھ کر 22.65 بلین امریکی ڈالر تک پہنچ گئے، جس میں اسٹیٹ بینک آف پاکستان کے پاس 17.2 بلین امریکی ڈالر اور کمرشل بینک کے پاس 5.45 بلین امریکی ڈالر شامل ہیں۔ ایس بی پی مالی سال 26 کے اختتام پر کلیدی پالیسی ریٹ 11.5 فیصد پر رکھتا ہے۔

## صنعت

پاکستان کے آٹوموبائل سیکٹر نے مالی سال 26 کے دس مہینوں میں زبردست ترقی کا مظاہرہ کیا، کیونکہ کاروں کی فروخت 52 فیصد اضافے کے ساتھ 127,058 یونٹس، LCV اور پک اپس 38 فیصد بڑھ کر 38,697 یونٹس، ٹرک اور بسیں 72 فیصد اضافے سے 6,687 یونٹس، موٹرسائیکل اور تین پہیوں کی فروخت 32 فیصد بڑھ کر 1,619,941 یونٹس ہوگئی۔ سیلاب اور کمزور زرعی اقتصادیات کی وجہ سے ٹریکٹروں کی فروخت 24,832 یونٹس سے 7 فیصد کم ہوکر 23,116 یونٹس رہ گئی۔

## پیداوار

معیار اور مقدار دونوں پر توجہ مرکوز کرتے ہوئے، پیداواری سرگرمیوں کو مارکیٹ کی طلب کے مطابق بنانے کے لیے حکمت عملی کے ساتھ منصوبہ بندی کی گئی تھی۔ Exide مصنوعات کے معیار کو مزید بڑھانے کے لیے پیداواری عمل کے تمام مراحل پر کوالٹی کنٹرول پر زور دیا گیا تھا۔

## سیلز

فروخت کے حجم اور قیمتوں میں کمی کی وجہ سے کمپنی کی خالص سیلز ویلیو PKR 23.895 بلین سے PKR 19.637 بلین تک 17.8 فیصد کم ہو گئی۔

## منافع بخشی۔

فروخت کے حجم اور مارجن میں کمی کی وجہ سے زیر جائزہ سال کے لیے مجموعی منافع PKR3.869 بلین سے 29.35 % کم ہو کر PKR 2.734 بلین ہو گیا۔ فروخت اور تقسیم کے اخراجات 17.8 فیصد کی کمی کی وجہ سے 1.702 ارب روپے سے 25.15 فیصد کم ہو کر 1.274 ارب روپے ہو گئے۔ انتظامی اور عمومی اخراجات PKR 273.22 ملین سے PKR 271.18 ملین تک 0.748 % کم ہو گئے۔

گزشتہ سال PKR 1.772 بلین کے مقابلے میں PKR 1.137 بلین کا آپریٹنگ منافع ریکارڈ کیا گیا۔ گزشتہ سال کے731.07 ملین روپے کے مقابلے میں مالیاتی چارجز تقریباً 726.64 ملین روپے پر مستحکم ہیں۔

زیر نظر سال کے لیے ٹیکس سے پہلے کا منافع PKR 0.410 بلین تھا جو پچھلے سال PKR 1.041 بلین تھا۔ سال کے لیے بعد از ٹیکس منافع PKR 0.432 بلین ہے جو پچھلے سال PKR 0.614 بلین تھا۔ فی حصص آمدنی گزشتہ سال PKR 79.09 کے مقابلے PKR 55.57 تک کم ہو گئی۔

## مستقبل کے امکانات

پاکستان نے گزشتہ سال 3.7 فیصد کے مقابلے میں مالی سال 27 میں 4.0 فیصد کی معمولی نمو کا ہدف رکھا ہے۔ پاکستان کا مالی سال 27 کا وفاقی بجٹ حکومتوں کے استحکام کی حکمت عملی کے تسلسل کی عکاسی کرتا ہے، معاشی سرگرمیوں کو سپورٹ کرنے کے لیے ہدفی امدادی اقدامات کے ساتھ متوازن مالیاتی نظم و ضبط۔ آئی ایم ایف کے فریم ورک کے اندر پالیسی کی ترجیحات کے ساتھ تعاون یافتہ اصلاحاتی پروگرام، معیشت کی دستاویزات کے ساتھ مالی استحکام پر کنٹرول، برآمدات کو فروغ دینے اور ساختی اصلاحات کے بتدریج نفاذ کے ساتھ بجٹ تیار کیا گیا ہے۔

توقع ہے کہ گھریلو بیٹری کی صنعت کو زیادہ گنجائش اور صارفین کی قوت خرید میں کمی کی وجہ سے بڑھتے ہوئے مقابلے کا سامنا کرنا پڑے گا۔ مستقبل کے منافع کو ان چیلنجوں سے متاثر کیا جا سکتا ہے۔ تاہم، انتظامیہ مسابقت اور مارکیٹ شیئر کو بہتر بنانے کے لیے معیار کو بہتر بنانے، پیداواری صلاحیت بڑھانے، لاگت کو کنٹرول کرنے، اور فروخت کے بعد سروس کو مضبوط بنانے کے اپنے عزم پر ثابت قدم ہے۔

## اعتراف

بورڈ آف ڈائریکٹرز کی جانب سے، میں تمام اسٹیک ہولڈرز بشمول ملازمین، بینکرز، شیئر ہولڈرز، فروکاوا بیٹری جاپان، وینڈرز، ڈیلرز، ریٹیلرز، کسٹمرز، آٹوموبائل مینوفیکچررز، اور سرکاری تنظیموں کا تہہ دل سے شکریہ ادا کرتا ہوں، ان کی غیر متزلزل حمایت، رہنمائی اور اعتماد کے لیے۔

عارف ہاشوانی
چیئرمین

کراچی: 27 جون 2026

# DIRECTORS' REPORT

The Directors of your Company have pleasure in submitting their report on audited statements of accounts for the year ended March 31, 2026.

FINANCIAL HIGHLIGHTS

| | (Rupees' 000) |
|---|---|
| Profit before taxation | 303,815 |
| Taxation | 127,861 |
| Profit after taxation | 431,676 |
| Unappropriated profit brought forward | 1,791,010 |
| Transferred from surplus on revaluation of property, plan and equipment | |
| Current year – net of tax | 21,781 |
| Re-measurement of defined benefit plan net of tax | (3,404) |
| Profit available for appropriation | 2,241,063 |
| Appropriations: | |
| Proposed Cash Dividend @ 50% (Rs.5 Per share) | 38,843 |
| Un-appropriated profit carried forward | 2,202,220 |
| Earnings per share–Rs. | 55.57 |

## Chairman's Review

The Chairman's Review included in the Annual Reports deals inter alia with the nature of business, performance of the Company and future prospects and uncertainties. The Board of Directors has approved the Chairman's Review.

## Board of Directors

The Board comprises of two executive directors, four non-executive directors and two Independent Directors which include one female independent director. Therefore, total number of non-executive directors on the Board of Directors of the Company is six.

## Meeting of the Board of Directors

During the year four meetings of Board of Directors were held. The attendance of the Directors is as follows:

| Name of Director | Attendance |
|---|---|
| Mr. Arif Hashwani | 4 |
| Mr. Altaf Hashwani | 4 |
| Mr. Arshad Shehzada | 4 |
| Mr. Hussain Hashwani | 4 |
| Ms. Zaver Hashwani | 3 |
| Mr. Amin Manji | 4 |
| Mrs. Navin Salim Merchant | 4 |
| Mr. S Haider Mehdi | 4 |

# DIRECTORS' STATEMENT ON CORPORATE AND FINANCIAL REPORTING FRAMEWORK

**Following is the Directors' statement on Corporate and Financial Reporting Framework:**

a) **The Financial Statements, prepared by the management of the Company, present fairly its state of affairs, the result of its operations, cash flow and changes in equity.**

b) **Proper books of account have been maintained by the Company.**

c) **Appropriate accounting policies have been consistently applied in the preparation of financial statements and accounting estimates are based on reasonable and prudent judgment.**

d) **International Financial Reporting Standards (IFRS) as applicable in Pakistan, have been followed in the preparation of financial statements.**

e) **The Company maintains a sound internal control system which gives reasonable assurance against any material misstatement or loss. The internal control system is regularly reviewed.**

f) **There are no significant doubts upon the Company's ability to continue as a going concern.**

g) **There has been no material departure from the best practices of Corporate Governance, as detailed in the listing regulations.**

h) **The Key operating and financial data for the last ten years is annexed to the annual report.**

## Statement of Compliance

**The Company strictly adheres to the principles of Corporate Governance mandated by the Securities and Exchange Commission of Pakistan and has implemented all the prescribed stipulations. The same have been summarized in statement of compliance with Listed Companies (Code of Corporate Governance) Regulations, 2019 duly reviewed by the auditors.**

## Internal controls and risk management

**The Company maintains sound internal control systems to provide reasonable assurance against efficiency and effective of operations, reliability of financial report and compliance with applicable laws and regulations. Such systems are monitored effectively by the management while the Board Audit Committee reviews the internal control systems based on assess ment of risks and reports to the Board of Directors.**

## Risk, uncertainty and mitigations

### Operational risks

The Company adheres to the highest standards of ethics, safety and quality assurance to ensure continued and uninterrupted supply of products and services to its customers. The Company's cost of production is adversely impacted due to devaluation of Pak Rupee, increase in the prices of raw materials, increase in energy charges and inflationary impact.and

### Financial risks

The overall risk exposure associated with the Company's financial assets and liabilities is very limited. The Company is not exposed to any risk as goods is sold to its customer against credit ceiling.

### Compliance risks

Your Board and the management have instituted a strong governance and legal framework to ensure compliance to not only applicable laws and regulations but also to stay at par with best international practices.

### Health, Safety and Environment

The Company is continuously investing its resources to improve working condition for its employees to provide a healthy, safe and comfortable working environment. Your company has obtained ISO 14001-2015 certification on Environmental Management System.

### Corporate Social Responsibility

The Company consider social, environmental and ethical matters in the context of the overall business Environment. The Company is committed to contribute for the welfare the community. During the year the Company has paid Rs.780 thousand to Kidney Centre.

### Contribution of National Exchequer

The Company contributed Rs.4.559 billion towards the National Exchequer on account of various government levies, taxes and import duties in the year under review. Payment of these taxes is 23.22% of net sales value of the company which shows Company's positive attitude towards economic development as a good responsible corporate citizen.

### Audit Committee

The Audit Committee consists of three members, including one independent and two Non-Executive Directors. Chairman of the Committee is an Independent Director. The Terms of reference of the Committee have been determined in accordance with the guidelines provided in the Code of Corporate Governance.

The Committee held four (4) meeting during the year. Attendance by each was as follows:

| Name of Member | Attendance |
|---|---|
| Mr. Amin Manji – Chairman | 04 |
| Mr. Altaf Hashwani – Member | 04 |
| Ms. Zaver Hashwani - Member | 03 |

### Human Resources Committee

The Human Resources Committee comprises of three members, one of whom is Independent Director, two Non-Executive Directors. The Chairman of the Committee is an Independent Director. The Committee held one meeting during the year which was attended by all members including its Chairman. Following Directors are the members of Human Resources Committeeof Human Resources Committee

| Name of Member | Attendance |
|---|---|
| Mr. Amin Manji – Chairman | 01 |
| Mr. Arif Hashwani – Member | 01 |
| Mr. Altaf Hashwani – Member | 01 |

## Directors' Remuneration

The Board of Directors has approved Directors Remuneration. However, in terms of the Code of Corporate Governance, it is ensured that no Director takes part in deciding his own remuneration. The Company shall not pay remuneration to its non-executive directors including independent directors. However, independent directors are paid meeting fee for attending Board of Directors Meeting. For information on remuneration of Directors and CEO, please refer note 35 to the financial Statements.

## Related Party Transactions

The Company has executed all transactions with its related parties at agreed terms duly approved by the Board of Directors. The details of all related party transactions were placed before the Audit Committee and upon its recommendation the same were approved by the Board of Directors.

## Employees' Retirement Benefits

The Company operates recognized provident fund and non-contributory gratuity fund for its employees. Value of investments of Provident and Gratuity funds was Rs 201.5 million and Rs. 67.9 million respectively as on March 31, 2026.

## Operating and Financial Data

Operating and financial data and key ratios of the Company for the last ten years are annexed.

## Pattern of Shareholding

The pattern of shareholding as at March 31, 2026 is annexed.

## Material Changes

There have been no material changes since March 31, 2026 to date of the report and the Company has not entered into any commitment during this period, which would have an adverse impact on the financial position of the Company.

## Statutory Auditor of the Company

The present Auditors, M/s. Yousuf Adil, Chartered Accountants, retires and being eligible, offer themselves for re-appointment. The Audit Committee has recommended their re-appointment as Auditors of the Company for the year ending March 31, 2026.

**Arif Hashwani**
Chairman

**Arshad Shahzada**
Chief Executive Officer

Karachi: June 27, 2026

# ڈائریکٹرز رپورٹ

## مالیاتی جھلکیاں

آپ کی کمپنی کے ڈائریکٹرز سالانہ آڈٹ شدہ مالیاتی رپورٹ برائے سال ختم شدہ 31 مارچ 2026 پر اپنی رپورٹ پیش کرتے ہوئے خوشی ہو رہی ہے ۔

| | (000 روپے) |
|---|---|
| ٹیکس سے پہلے منافع | 303,815 |
| ٹیکسیشن | 127,861 |
| ٹیکس کے بعد منافع | 431,676 |
| پچھلے سال کا غیر مختص منافع | 1,791,010 |
| کل منافع | |
| جائیداد، پلانٹ اور مشینری کی قدر میں اضافے سے منتقل شدہ - موجودہ سال - ٹیکس کے بعد | 21,781 |
| بینیفٹ پلان کی دوبارہ پیمائش ٹیکس کے بعد | (3,404) |
| مختص کرنے کے لیے دستیاب منافع | 2,241,063 |
| **تخصیصات** | |
| مجوزہ نقد منافع @ 50% (5 روپے فی شیئر) | 38,843 |
| غیر مختص منافع | 2,202,220 |
| فی شیئر آمدنی - روپے | 55.57 |

## چیئرمین کا جائزہ

سالانہ رپورٹس میں شامل چیئرمین کا جائزہ کاروبار کی نوعیت، کمپنی کی کارکردگی اور مستقبل کے امکانات اور غیر یقینی صورتحال سے متعلق ہے۔ بورڈ آف ڈائریکٹرز نے چیئرمین کے جائزے کی منظوری دے دی ہے۔

## بورڈ آف ڈائریکٹرز

بورڈ میں دو ایگزیکٹو ڈائریکٹرز، چار نان ایگزیکٹو ڈائریکٹرز اور دو آزاد ڈائریکٹرز شامل ہیں جن میں ایک خاتون آزاد ڈائریکٹر شامل ہیں۔ لہذا، کمپنی کے بورڈ آف ڈائریکٹرز میں نان ایگزیکٹو ڈائریکٹرز کی کل تعداد چھ ہے۔

## بورڈ آف ڈائریکٹرز کا اجلاس

سال کے دوران بورڈ آف ڈائریکٹرز کے چار اجلاس ہوئے۔ ڈائریکٹرز کی حاضری حسب ذیل ہے

| ڈائریکٹر کا نام | حاضری |
|---|---|
| مسٹر عارف ہاشوانی | 4 |
| مسٹر الطاف ہاشوانی | 4 |
| مسٹر ارشد شہزادہ | 4 |
| مسٹر حسین ہاشوانی | 4 |
| محترمہ زاویر ہاشوانی | 3 |
| مسٹر امین منجی | 4 |
| مسز نوین سلیم مرچنٹ | 4 |
| مسٹر ایس حیدر مہدی | 4 |

## کارپوریٹ اور مالیاتی رپورٹنگ فریم ورک پر ڈائریکٹرز کا بیان

کارپوریٹ اور مالیاتی رپورٹنگ فریم ورک پر ڈائریکٹرز کا بیان درج ذیل ہے

- کمپنی کی انتظامیہ کی طرف سے تیار کردہ مالیاتی بیانات، اس کی حالت، اس کے کاموں کے نتائج، نقد بہاؤ اور ایکویٹی میں ہونے والی تبدیلیوں کو کافی حد تک پیش کرتے ہیں۔

- کمپنی کی طرف سے حساب کتاب کی مناسب دیکھ بھال کی گئی ہے

- مالیاتی گوشواروں کی تیاری میں مناسب اکاؤنٹنگ پالیسیوں کا مسلسل اطلاق کیا گیا ہے اور اکاؤنٹنگ کے تخمینے معقول اور دانشمندانہ فیصلے پر مبنی ہیں۔

- بین الاقوامی مالیاتی رپورٹنگ کے معیارات کی گئی ہے۔ (IFRS) جیسا کہ پاکستان میں لاگو ہوتا ہے، مالی بیانات کی تیاری میں پیروی کی گئی ہے۔

- کمپنی ایک مضبوط اندرونی کنٹرول سسٹم کو برقرار رکھتی ہے جو کسی بھی مادی غلط بیانی یا نقصان کے خلاف معقول یقین دہانی کراتی ہے۔ اندرونی کنٹرول سسٹم کا باقاعدگی سے جائزہ لیا جاتا ہے۔

- ایک جاری تشویش کے طور پر جاری رکھنے کی کمپنی کی صلاحیت پر کوئی خاص شک نہیں ہے۔

- کارپوریٹ گورننس کے بہترین طریقوں سے کوئی مادی اخراج نہیں ہوا ہے، جیسا کہ فہرست سازی کے ضوابط میں تفصیل سے بتایا گیا ہے۔

- پچھلے دس سالوں کا کلیدی آپریٹنگ اور مالیاتی ڈیٹا سالانہ رپورٹ کے ساتھ منسلک ہے۔

## بیان برائے تعمیل

کمپنی، سیکیورٹیز اینڈ ایکسچینج کمیشن آف پاکستان کی جانب سے لازمی قرار دیے گئے کارپوریٹ گورننس کے اصولوں کی سختی سے پابندی کرتی ہے اور مقررہ تمام شرائط پر عمل درآمد کیا گیا ہے۔ ان شرائط کا خلاصہ درج کمپنیوں کے لیے وضع کردہ (کارپوریٹ گورننس کوڈ) 2019 کے تحت تعمیل کے بیان میں کیا گیا ہے، جس کا جائزہ آڈیٹرز نے لیا ہے۔

## اندرونی کنٹرولز اور خطرات کا انتظام

کمپنی مؤثر اور پائیدار آپریشنز، مالیاتی رپورٹنگ کی درستگی، اور متعلقہ قوانین و ضوابط کی پابندی کے لیے موزوں داخلی کنٹرول سسٹمز رکھتی ہے۔ ان نظاموں کی نگرانی مینجمنٹ مؤثر طریقے سے کرتی ہے جبکہ بورڈ کی آڈٹ کمیٹی خطرات کے جائزے کی بنیاد پر ان نظاموں کا جائزہ لے کر بورڈ کو رپورٹ کرتی ہے۔

## خطرات، غیر یقینی صورتحال اور سدباب
## آپریشنل رسک

کمپنی اعلیٰ ترین اخلاقی، حفاظتی اور معیار پر مبنی طریقہ کار کو اپناتی ہے تاکہ صارفین کو بلا تعطل مصنوعات اور خدمات کی فراہمی ممکن بنائی جا سکے۔ کمپنی کی پیداواری لاگت میں کمی واقع ہوئی ہے جس کی وجوہات میں روپے کی قدر میں کمی، خام مال کی قیمتوں میں اضافہ، توانائی چارجز میں اضافہ اور مہنگائی کا اثر شامل ہیں۔

## مالیاتی خطرات

کمپنی کے مالیاتی اثاثوں اور واجبات سے متعلق مجموعی خطرات نہایت محدود ہیں۔ کمپنی کسی خاص مالیاتی خطرے سے دوچار نہیں کیونکہ مصنوعات صارفین کو مقررہ کریڈٹ حد کے تحت فروخت کی جاتی ہیں۔

## تعمیلی خطرات

بورڈ اور مینجمنٹ نے مضبوط گورننس اور قانونی ڈھانچہ قائم کیا ہے تاکہ نہ صرف مقامی قوانین کی تعمیل کو یقینی بنایا جا سکے بلکہ بین الاقوامی بہترین طریقوں کے مطابق عمل جاری رکھا جا سکے۔

## صحت، حفاظت اور ماحولیات

کمپنی مسلسل اپنے وسائل کو استعمال کرتے ہوئے ملازمین کے لیے صحت مند، محفوظ اور آرام دہ کام کا ماحول مہیا کرنے میں مصروف عمل ہے۔ کمپنی نے ماحولیاتی نظم و نسق کے لیے OSI 14001 - 2015 سرٹیفکیشن حاصل کر لی ہے۔

## کارپوریٹ سماجی ذمہ داری (CSR)

کمپنی سماجی، ماحولیاتی اور اخلاقی امور کو کاروباری ماحول کے تناظر میں اہمیت دیتی ہے۔ کمپنی معاشرے کی فلاح و بہبود کے لیے پرعزم ہے۔ رواں سال کے دوران کمپنی نے گردوں کے علاج کے مرکز Kidney Centre کو 7 لاکھ 80 ہزار روپے کا عطیہ دیا۔

## قومی خزانے میں حصہ

سال رواں میں کمپنی نے مختلف سرکاری محصولات، ٹیکسوں اور درآمدی ڈیوٹیوں کی مد میں قومی خزانے میں مجموعی طور پر 4.559 ارب روپے کا حصہ ڈالا، جو کمپنی کی خالص فروخت کی قیمت کا 23.22 فیصد بنتا ہے۔ یہ کمپنی کے ذمہ دار کارپوریٹ شہری ہونے اور معاشی ترقی کے عزم کی عکاسی کرتا ہے۔

## آڈٹ کمیٹی

آڈٹ کمیٹی تین ارکان پر مشتمل ہے، جن میں ایک آزاد ڈائریکٹر اور دو غیر ایگزیکٹو ڈائریکٹرز شامل ہیں۔ کمیٹی کے چیئرمین ایک آزاد ڈائریکٹر ہیں۔ کمیٹی کے قواعد و ضوابط کارپوریٹ گورننس کوڈ کے مطابق مرتب کیے گئے ہیں۔

سال کے دوران کمیٹی کی چار (4) اجلاس منعقد کیے، جن کی حاضری درج ذیل ہے

| ممبر کے نام | حاضری |
|---|---|
| جناب امین منجی (چیئرمین) | 04 |
| جناب الطاف ہاشوانی (ممبر) | 04 |
| محترمہ زاویر ہاشوانی (ممبر) | 03 |

## ہیومین ریسورس کمیٹی

یہ کمیٹی تین ارکان پر مشتمل ہے، جن میں ایک آزاد ڈائریکٹر اور دو غیر ایگزیکٹو ڈائریکٹرز شامل ہیں۔ کمیٹی کے چیئرمین ایک آزاد ڈائریکٹر ہیں۔ سال کے دوران کمیٹی کا ایک اجلاس منعقد ہوا، جس میں تمام اراکین نے شرکت کی۔

| ممبر کے نام | حاضری |
|---|---|
| جناب امین منجی (چیئرمین) | 01 |
| جناب عارف ہاشوانی (ممبر) | 01 |
| جناب الطاف ہاشوانی (ممبر) | 01 |

## ڈائریکٹرز کا معاؤضہ

بورڈ نے ڈائریکٹرز کی معاضہ منظور کی ہے۔ تاہم، کارپوریٹ گورننس کوڈ کے تحت یہ یقینی بنایا گیا ہے کہ کوئی بھی ڈائریکٹر اپنی ذاتی معاضہ کے فیصلے میں شامل نہ ہو۔ کمپنی اپنے غیر ایگزیکٹو اور آزاد ڈائریکٹرز کو کوئی معاضہ ادا نہیں کرتی، تاہم آزاد ڈائریکٹرز کو بورڈ اجلاس میں شرکت پر میٹنگ فیس دی جاتی ہے۔ ڈائریکٹرز اور سی ای او کی تنخواہوں سے متعلق تفصیلات مالیاتی گوشوارے کے نوٹ 35 میں موجود ہیں۔

## متعلقہ فریقین کے ساتھ لین دین

کمپنی نے متعلقہ فریقین کے ساتھ تمام لین دین باہمی رضامندی سے اور بورڈ کی منظوری سے مکمل کیے۔ تمام لین دین کی تفصیلات پہلے آڈٹ کمیٹی کے سامنے پیش کی گئیں اور ان کی سفارش پر بورڈ نے منظوری دی۔

## ملازمین کی ریٹائرمنٹ کی سہولیات

کمپنی اپنے ملازمین کے لیے منظور شدہ پروویڈنٹ فنڈ اور نان کنٹری بیوٹری گریجویٹی فنڈ چلاتی ہے۔ 31 مارچ 2026 تک پروویڈنٹ فنڈ کی سرمایہ کاری کی مالیت 201.5 ملین روپے جبکہ گریجویٹی فنڈ کی 67.9 ملین روپے تھی۔

## عملیاتی اور مالیاتی اعداد و شمار

کمپنی کے گزشتہ دس برسوں کے آپریٹنگ اور مالیاتی اعداد و شمار اور کلیدی تناسبات ضمیمہ کے طور پر شامل کیے گئے ہیں۔

## شیئر ہولڈنگ کا پیٹرن

31 مارچ 2026 تک کمپنی کے شیئر ہولڈنگ کا خاکہ ضمیمہ میں شامل ہے۔

## مادی تبدیلیاں

31 مارچ 2026 سے رپورٹ کی تاریخ تک کمپنی میں کوئی اہم تبدیلی واقع نہیں ہوئی اور اس دوران کمپنی نے کوئی ایسا معاہدہ نہیں کیا جو اس کی مالی پوزیشن پر منفی اثر ڈالے۔

## کمپنی کے قانونی آڈیٹرز

موجودہ آڈیٹرز، مسٹر یوسف عدیل، چارٹرڈ اکاؤنٹنٹس، ریٹائر ہو رہے ہیں اور دوبارہ تقرری کے اہل ہیں۔ آڈٹ کمیٹی نے انہیں مالی سال 2026 کے لیے دوبارہ آڈیٹرز مقرر کرنے کی سفارش کی ہے۔

عارف ہاشوانی
چیئرمین

ارشد شہزادہ
چیف ایگزیکٹیو آفیسر

کراچی: 27 جون 2026

EXIDE

# Gender Pay Gap Statement

## Under SECP Circular 10 of 2024

**Following is gender pay gap calculated for the year ended 2025:**

- **Mean Gender Pay Gap: 1.3%**

  [The mean pay for men is 1.3% higher than that of women]

- **Median Gender Pay Gap: 9.1%**

  [The median pay for men is 9.1% higher than that of women]

**Arshad Shahzada**
Chief Executive Officer

Date: June 27, 2026

# STATEMENT OF COMPLIANCE

## WITH THE LISTED COMPANIES CODE OF CORPORATE GOVERNANCE) REGULATIONS, 2019 FOR THE YEAR ENDED MARCH 31, 2026

Exide Pakistan Limited ("the Company") has complied with the requirements of the Listed Companies (Code of Corporate Governance) Regulations, 2019 ("the Regulations") in the following manner:

1. The total number of directors are eight as per the following:

a) Male: Six
b) Female: Two

2. The composition of the Board of Directors ("the Board") is as follows:

| CATEGORY | NAMES |
|---|---|
| Independent Director * | Mr. Amin Manji |
| Non-Executive Directors | Mr. Arif Hashwani<br>Mr. Hussain Hashwani<br>Mr. Altaf Hashwani<br>Ms. Zaver Hashwani |
| Executive Directors | Mr. Arshad Shahzada<br>Mr. S Haider Mehdi |
| Independent Female Director | Mrs. Navin Salim Merchant |

* Note: For the purpose of rounding up of the fraction, the company has not rounded up the fraction as one, since as it currently stands, the Board has adequate skill set

3. The Directors have confirmed that none of them is serving as a director on more than seven listed companies, including this Company;

4. The Company has prepared a Code of Conduct and has ensured that appropriate steps have been taken to disseminate it throughout the Company along with its supporting policies and procedures;

5. The Board has developed a vision / mission statement, overall corporate strategy and significant policies of the Company. The Board has ensured that complete record of particulars of significant policies along with their date of approval or updating is maintained by the Company.

6. All the powers of the board have been duly exercised and decisions on relevant matters have been taken by the Board / shareholders as empowered by the relevant provisions of the Companies Act, 2017 ("the Act") and these Regulations.

7. The meetings of the Board were presided over by the Chairman and, in his absence, by a director elected by the Board for this purpose. The Board has complied with the requirements of the Act and the Regulations with respect to frequency, recording and circulating minutes of meeting of the Board;

8. The Board has formal policy and transparent procedures for remuneration of directors in accordance with the Act and these Regulations.

# STATEMENT OF COMPLIANCE

9. Out of total of eight directors, four directors are exempt from training program as mentioned in regulation no. 19 of the Regulations. Furthermore, remaining two directors have already completed this training earlier. Two directors could not get registered for training program. However, will complete training in the year 2026-27.

10. There was no fresh appointment of Chief Financial Officer, Company Secretary and Head of Internal Audit. The Board has approved the remuneration of Chief Financial Officer and Company Secretary and complied with relevant requirements of the Regulations.

11. The Chief Financial Officer and Chief Executive Officer duly endorsed the financial statements before approval of the Board.

12. The Board has formed committees comprising of members given below:

a) Audit Committee

- Mr. Amin Manji (Chairman)
- Mr. Altaf Hashwani
- Ms. Zaver Hashwani

b) HR and Remuneration Committee

- Mr. Amin Manji (Chairman)
- Mr. Arif Hashwani
- Mr. Altaf Hashwani

13. The terms of reference of the aforesaid committees have been formed, documented and advised to the committee for compliance;

14. The frequency of meetings of the aforesaid committees were as per following:

a) Audit Committee [Quarterly]
b) HR and Remuneration Committee [Annually]
c) Risk Management Committee [As and When needed]
d) Nomination Committee [As and When needed]

15. The Board has set up an effective internal audit function who are considered suitably qualified and experienced for the purpose and are conversant with the policies and procedures of the Company;

16. The statutory auditors of the Company have confirmed that they have been given a satisfactory rating under the Quality Control Review program of the Institute of Chartered Accountants of Pakistan ("the ICAP") and registered with Audit Oversight Board of Pakistan, that they and all their partners are in compliance with International Federation of Accountants (IFAC) guidelines on code of ethics as adopted by the Institute of Chartered Accountants of Pakistan and that they and the partners of the firm involved in the audit are not a close relative (spouse, parent, dependent and non-dependent children) of the chief executive officer, chief financial officer, head of internal audit, company secretary or director of the Company;

17. The statutory auditors or the persons associated with them have not been appointed to provide other services except in accordance with the Act, these Regulations or any other regulatory requirement and the auditors have confirmed that they have observed IFAC guidelines in this regard;

# STATEMENT OF COMPLIANCE

18. We confirm that all requirements of regulations 3, 6, 7, 8, 27, 32, 33 and 36 of the Regulations have been complied with.

19. Explanation with respect to compliance with non-mandatory requirements of the Listed Companies (Code of Corporate Governance) Regulations, 2019 is specified below:

| REG. NO | REQUIREMENT | EXPLANATION |
|---|---|---|
| | DIRECTORS' TRAINING:<br>It is encouraged that by June 30, 2022 all the directors on their Boards have acquired the prescribed certification under any director training program offered by institutions, local or foreign, that meet the criteria specified by the commission and approved by it.<br><br>Requirement to arrange Directors' training program for at least one female executive every year from year July 2020; and<br><br>Requirement to arrange Directors' training program for at least one head of department every year from year July 2022. | The Company has not arranged training this year. However, the Company strives to follow best practices and will be arranging the said training courses for 2026-27. |
| 10(3)(v) | EXTERNAL EVALUATIONS:<br>It is encouraged to have regular independent evaluation of the board's performance at least every three years by an external body. | The Company has not engaged an external body to conduct an independent evaluation of the Board's performance. The Company has three-year time to perform evaluation externally and will be carried out accordingly. |
| 10A | ENVIRONMENTAL, SOCIAL AND GOVERNANCE (ESG):<br>The Board is responsible for the oversight of sustainability risks and opportunities, including ESG and climate-related matters, promotion of DE&I policies, assessment and mitigation of sustainability risks, periodic review of sustainability and DE&I initiatives, oversight through a sustainability/designated Board committee of related compliance and disclosures, and ensuring adequate sustainability and DE&I disclosures in the Directors' Report. | Currently, the Board is responsible for overseeing and guiding the Company's Environmental, Social, and Governance (ESG) initiatives. The Company acknowledges the requirements recently introduced by the SECP through its notification dated June 12, 2024, and plans to implement and comply with these requirements in due course. |

ARIF HASHWANI
Chairman

Karachi: June 27, 2026

UNMATCHED QUALITY

EXIDE

#PakistanMovesOnExide

Buy EXIDE BATTERIES ONLINE

Shop at:
exidepakistan.com
or
from Facebook Shop

03417777345

/ExidePakistanLimited

# Performance Highlights

| EXIDE PAKISTAN LIMITED | 2017 | 2018 | 2019 | 2020 | 2021 | 2022 | 2023 | 2024 | 2,025 | 2,026 |
|---|---|---|---|---|---|---|---|---|---|---|
| | | | | | Rupees'000 | | | | | |
| NET SALES | 12,909,940 | 12,301,411 | 9,506,579 | 8,722,283 | 11,715,572 | 14,362,599 | 23,402,183 | 25,667,602 | 23,895,008 | 19,636,697 |
| OPERATING PROFIT/(LOSS) | 1,125,900 | 336,220 | (151,732) | (32,691) | 356,295 | 475,860 | 1,569,660 | 3,012,809 | 1,772,325 | 1,136,915 |
| PROFIT/(LOSS)BEFORE TAX | 1,060,935 | 193,962 | (410,838) | (435,819) | 175,690 | 209,946 | 1,152,428 | 2,154,697 | 1,041,260 | 410,277 |
| PROFIT/(LOSS)AFTER TAX | 739,256 | 21,621 | (504,511) | (558,852) | (44) | 28,863 | 754,562 | 1,254,623 | 614,436 | 431,676 |
| CASH DIVIDEND | 97,108 | - | - | - | - | - | 77,686 | 77,686 | 77,686 | 77,686 |
| CASH DIVIDEND % | 125 | - | - | - | - | - | 100 | 100 | 100 | 100 |
| STOCK DIVIDEND | - | - | - | - | - | - | - | | | |
| STOCK DIVIDEND % | - | - | - | - | - | - | - | | | |
| PAID UP SHARE CAPITAL | 77,686 | 77,686 | 77,686 | 77,686 | 77,686 | 77,686 | 77,686 | 77,686 | 77,686 | 77,686 |
| RESERVES & UNAPPROPRIATED PROFIT | 3,649,635 | 3,584,627 | 3,094,052 | 2,630,153 | 2,649,982 | 2,690,966 | 3,457,414 | 4,660,405 | 5,224,769 | 5,597,136 |
| SURPLUS ON REVALUATION OF FIXED ASSETS | 503,232 | 624,793 | 609,132 | 1,095,836 | 1,081,204 | 1,066,555 | 1,565,150 | 1,542,562 | 1,520,781 | 1,807,673 |
| SHARE HOLDERS' EQUITY | 4,230,553 | 4,287,106 | 3,780,870 | 3,803,675 | 3,808,872 | 3,835,207 | 5,100,250 | 6,280,653 | 6,823,236 | 7,482,495 |
| TANGIBLE FIXED ASSETS | 1,442,525 | 1,631,860 | 1,507,876 | 1,892,094 | 1,271,461 | 1,356,823 | 2,048,331 | 2,077,736 | 2,188,932 | 2,462,226 |
| NET CURRENT ASSETS | 2,755,319 | 2,625,708 | 2,225,371 | 2,090,280 | 2,687,479 | 2,536,561 | 3,177,370 | 4,322,547 | 4,747,930 | 5,109,122 |
| | | | | | Rupees | | | | | |
| EARNINGS/(LOSS) PER SHARE BEFORE TAX | 136.57 | 24.97 | (52.88) | (56.10) | 22.62 | 27.02 | 148.34 | 277.36 | 134.03 | 52.81 |
| EARNINGS/(LOSS) PER SHARE AFTER TAX | 95.16 | 2.78 | (64.94) | (71.94) | (0.01) | 3.72 | 97.13 | 161.50 | 79.09 | 55.57 |
| SHARE BREAK-UP VALUE | 544.57 | 551.85 | 486.69 | 489.62 | 490.29 | 493.68 | 656.52 | 808.47 | 878.31 | 963.17 |
| RATIO OF : | | | | | Percentage | | | | | |
| OPERATING PROFIT/(LOSS) TO SALES | 9% | 3% | -2% | -0.4% | 3% | 3% | 7% | 12% | 7% | 6% |
| PROFIT/(LOSS)BEFORE TAX TO SALES | 8% | 2% | -4% | -5% | 1% | 1% | 5% | 8% | 4% | 2% |
| PROFIT/(LOSS)AFTER TAX TO SALES | 6% | 0% | -5% | -6% | 0% | 0% | 3% | 5% | 3% | 2% |
| RETURN/(LOSS) ON EQUITY | 17% | 1% | -13% | -15% | 0% | 1% | 15% | 20% | 9% | 6% |

# PERFORMANCE HIGHLIGHTS

BREAK-UP VALUE PER SHARE

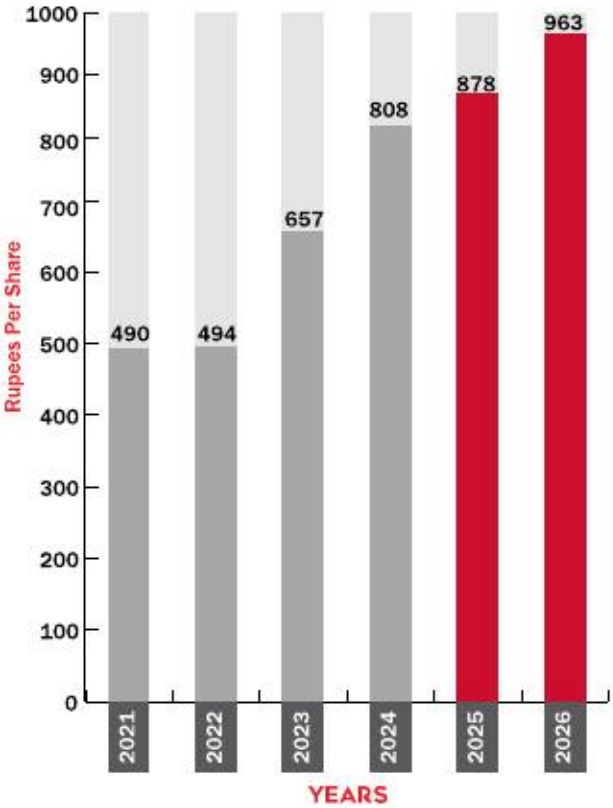


SHAREHOLDERS' EQUITY

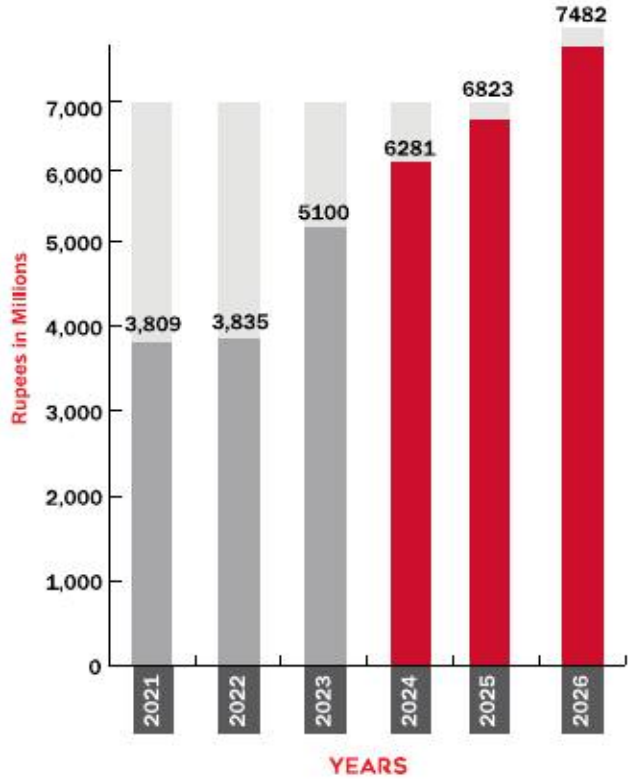


NET ASSETS EMPLOYED

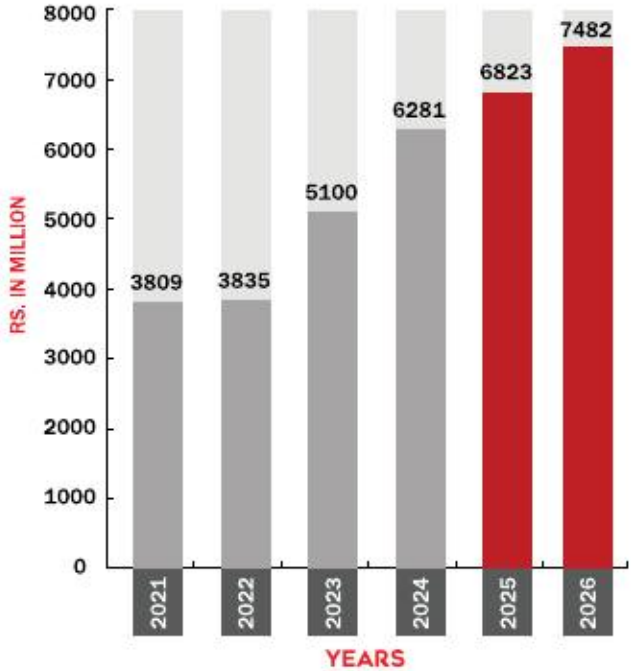


TURNOVER VS NET ASSETS EMPLOYED

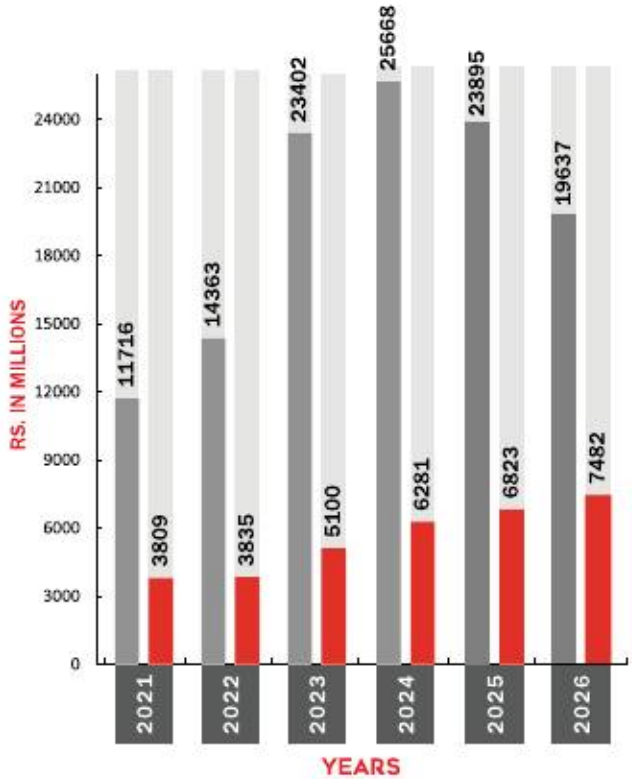

# PERFORMANCE HIGHLIGHTS

## Cost and Expenses Analysis 2025

| | |
|---|---|
| Cost of Goods Sold | 84% |
| Selling and Distribution Expenses | 7% |
| Administration Expenses | 1% |
| Other Charges Including WPPF and WWF | 1% |
| Financial Charges | 3% |
| Taxation | 2% |
| Net Profit/(Loss) | 3% |

## Cost and Expenses Analysis 2026

| | |
|---|---|
| Cost of Goods Sold | 86% |
| Selling and Distribution Expenses | 6% |
| Administration Expenses | 1% |
| Other Charges Including WPPF and WWF | 1% |
| Financial Charges | 4% |
| Taxation | (1)% |
| Net Profit/(Loss) | 2% |

## Sales Analysis 2025
## Rupees in Millions

| | |
|---|---|
| Gross Sales | 36209 |
| Sales Tax and Special Exice Duty | 5,418 |
| Discounts | 6,896 |
| Net Sales | 23,895 |

## Sales Analysis 2026
## Rupees in Millions

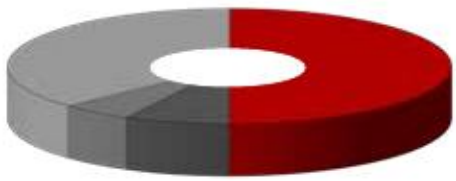

| | |
|---|---|
| Gross Sales | 26458 |
| Sales Tax and Special Exice Duty | 4047 |
| Discounts | 2775 |
| Net Sales | 19637 |

# INDEPENDENT AUDITOR'S REVIEW REPORT

## INDEPENDENT AUDITOR'S REVIEW REPORT

### TO THE MEMBERS OF EXIDE PAKISTAN LIMITED

**Review Report on the Statement of Compliance contained in Listed Companies (Code of Corporate Governance) Regulations, 2019**

We have reviewed the enclosed Statement of Compliance with the Listed Companies (Code of Corporate Governance) Regulations, 2019 (the Regulations) prepared by the Board of Directors of **Exide Pakistan Limited** (the Company) for the year ended **March 31, 2026,** in accordance with the requirements of regulation 36 of the Regulations.

The responsibility for compliance with the Regulations is that of the Board of Directors of the Company. Our responsibility is to review whether the Statement of Compliance reflects the status of the Company's compliance with the provisions of the Regulations and report if it does not and to highlight any non-compliance with the requirements of the Regulations. A review is limited primarily to inquiries of the Company's personnel and review of various documents prepared by the Company to comply with the Regulations.

As a part of our audit of the financial statements, we are required to obtain an understanding of the accounting and internal control systems sufficient to plan the audit and develop an effective audit approach. We are not required to consider whether the Board of Directors' statement on internal control covers all risks and controls or to form an opinion on the effectiveness of such internal controls, the Company's corporate governance procedures and risks.

The Regulations require the Company to place before the Audit Committee, and upon recommendation of the Audit Committee, place before the Board of Directors for their review and approval, its related party transactions. We are only required and have ensured compliance of this requirement to the extent of the approval of the related party transactions by the Board of Directors upon recommendation of the Audit Committee.

Based on our review, nothing has come to our attention which causes us to believe that the Statement of Compliance does not appropriately reflect the Company's compliance, in all material respects, with the requirements contained in the Regulations as applicable to the Company for the year ended **March 31, 2026**.

Yousuf Adil

**Chartered Accountants**

**Place:** Karachi
**Date:** July 02, 2026
**UDIN:** CR202610099TRv5YH0CP

# INDEPENDENT AUDITOR'S REPORT

## TO THE MEMBERS OF EXIDE PAKISTAN LIMITED
## REPORT ON THE AUDIT OF THE UNCONSOLIDATED FINANCIAL STATEMENTS

**Opinion**

We have audited the annexed unconsolidated financial statements of **Exide Pakistan Limited** (the Company), which comprise the unconsolidated statement of financial position as at **March 31, 2026**, and the unconsolidated statement of profit or loss and other comprehensive income, the unconsolidated statement of changes in equity, the unconsolidated statement of cash flows for the year then ended, and notes to the unconsolidated financial statements, including material accounting policy information and other explanatory information, and we state that we have obtained all the information and explanations which, to the best of our knowledge and belief, were necessary for the purposes of the audit.

In our opinion and to the best of our information and according to the explanations given to us, the unconsolidated statement of financial position, the unconsolidated statement of profit or loss and other comprehensive income, the unconsolidated statement of changes in equity and the unconsolidated statement of cash flows together with the notes forming part thereof conform with the accounting and reporting standards as applicable in Pakistan and give the information required by the Companies Act, 2017 (XIX of 2017), in the manner so required and respectively give a true and fair view of the state of the Company's affairs as at March 31, 2026 and of the profit and other comprehensive income, the changes in equity and its cash flows for the year then ended.

**Basis for Opinion**

We conducted our audit in accordance with International Standards on Auditing (ISAs) as applicable in Pakistan. Our responsibilities under those standards are further described in the *Auditor's Responsibilities for the Audit of the unconsolidated Financial Statements* section of our report. We are independent of the Company in accordance with the International Ethics Standards Board for Accountants' Code of Ethics for Professional Accountants as adopted by the Institute of Chartered Accountants of Pakistan (the Code) and we have fulfilled our other ethical responsibilities in accordance with the Code. We believe that the audit evidence we have obtained is sufficient and appropriate to provide a basis for our opinion.

**Key Audit Matter**

Key audit matters are those matters that, in our professional judgment, were of most significance in our audit of the unconsolidated financial statements of the current period. These matters were addressed in the context of our audit of the unconsolidated financial statements as a whole, and in forming our opinion thereon, and we do not provide a separate opinion on these matters.

Following is the key audit matter:

| Key audit matter | How our audit addressed the key audit matter |
|---|---|
| **Revenue Recognition** | |
| Refer notes 4.17 and 25 to the annexed unconsolidated financial statements<br><br>Net revenue from sale of Company's products for the year ended March 31, 2026 amounted to Rs. 19,637 million which has decreased by approximately 18% as compared to last year. The Company recognizes revenue at a point in time when control of the asset is transferred to the customer, generally on delivery of goods.<br><br>There is an inherent risk that revenue may be overstated since the Company focuses on revenue as a key performance measure, which could create an incentive for revenue to be recognised before the control has been transferred. | Our key audit procedures in this area amongst others included the following:<br><br>• Evaluated the appropriateness of the Company's revenue recognition accounting policy.<br><br>• Obtained an understanding, evaluated the design, and tested the operating effectiveness of controls to check that revenue is recognised in the appropriate accounting period and based on transfer of control of goods to the customer.<br><br>• Performed substantive audit procedures including analytical procedures and test of details over revenue transactions along with review of related supporting documents, including dispatch-related documents and |

| Key audit matter | How our audit addressed the key audit matter |
|---|---|
| Considering revenue recognition a significant risk area, we have identified this as a key audit matter. | customer acknowledgement, on test basis.<br>• Performed sales cut-off procedures by agreeing sample of transactions occurred on and around the year end to the evidence of deliveries to check that sales are recorded in the correct accounting period.<br>• Assessed the adequacy of the disclosures in respect of revenues in accordance with the applicable financial reporting standards. |

**Information Other than the Unconsolidated Financial Statements and Auditor's Report Thereon**

Management is responsible for the other information. The other information comprises the information included in annual report, but does not include the unconsolidated financial statements and our auditor's report thereon.

Our opinion on the unconsolidated financial statements does not cover the other information and we do not express any form of assurance conclusion thereon.

In connection with our audit of the unconsolidated financial statements, our responsibility is to read the other information and, in doing so, consider whether the other information is materially inconsistent with the unconsolidated financial statements or our knowledge obtained in the audit or otherwise appears to be materially misstated. If, based on the work we have performed, we conclude that there is a material misstatement of this other information, we are required to report that fact. We have nothing to report in this regard.

**Responsibilities of Management and Board of Directors for the Unconsolidated Financial Statements**

Management is responsible for the preparation and fair presentation of the unconsolidated financial statements in accordance with the accounting and reporting standards as applicable in Pakistan and the requirements of the Companies Act, 2017 (XIX of 2017) and for such internal control as management determines is necessary to enable the preparation of unconsolidated financial statements that are free from material misstatement, whether due to fraud or error.

In preparing the unconsolidated financial statements, management is responsible for assessing the Company's ability to continue as a going concern, disclosing, as applicable, matters related to going concern and using the going concern basis of accounting unless management either intends to liquidate the Company or to cease operations, or has no realistic alternative but to do so.

Board of Directors are responsible for overseeing the Company's financial reporting process.

**Auditor's Responsibilities for the Audit of the Unconsolidated Financial Statements**

Our objectives are to obtain reasonable assurance about whether the unconsolidated financial statements as a whole are free from material misstatement, whether due to fraud or error, and to issue an auditor's report that includes our opinion. Reasonable assurance is a high level of assurance, but is not a guarantee that an audit conducted in accordance with ISAs as applicable in Pakistan will always detect a material misstatement when it exists. Misstatements can arise from fraud or error and are considered material if, individually or in the aggregate, they could reasonably be expected to influence the economic decisions of users taken on the basis of these unconsolidated financial statements.

As part of an audit in accordance with ISAs as applicable in Pakistan, we exercise professional judgment and maintain professional skepticism throughout the audit. We also:

- Identify and assess the risks of material misstatement of the unconsolidated financial statements, whether due to fraud or error, design and perform audit procedures responsive to those risks, and obtain audit evidence that is sufficient and appropriate to provide a basis for our opinion. The risk of not detecting a material misstatement resulting from fraud is higher than for one resulting from error, as fraud may involve collusion, forgery, intentional omissions, misrepresentations, or the override of internal control.

- Obtain an understanding of internal control relevant to the audit in order to design audit procedures that are appropriate in the circumstances, but not for the purpose of expressing an opinion on the effectiveness of the Company's internal control.

- Evaluate the appropriateness of accounting policies used and the reasonableness of accounting estimates and related disclosures made by management.

- Conclude on the appropriateness of management's use of the going concern basis of accounting and, based on the audit evidence obtained, whether a material uncertainty exists related to events or conditions that may cast significant doubt on the Company's ability to continue as a going concern. If we conclude that a material uncertainty exists, we are required to draw attention in our auditor's report to the related disclosures in the unconsolidated financial statements or, if such disclosures are inadequate, to modify our opinion. Our conclusions are based on the audit evidence obtained up to the date of our auditor's report. However, future events or conditions may cause the Company to cease to continue as a going concern.

- Evaluate the overall presentation, structure and content of the unconsolidated financial statements, including the disclosures, and whether the unconsolidated financial statements represent the underlying transactions and events in a manner that achieves fair presentation.

We communicate with the Board of Directors regarding, among other matters, the planned scope and timing of the audit and significant audit findings, including any significant deficiencies in internal control that we identify during our audit.

We also provide the Board of Directors with a statement that we have complied with relevant ethical requirements regarding independence, and to communicate with them all relationships and other matters that may reasonably be thought to bear on our independence, and where applicable, related safeguards.

From the matters communicated with the Board of Directors, we determine those matters that were of most significance in the audit of the unconsolidated financial statements of the current period and are therefore the key audit matters. We describe these matters in our auditor's report unless law or regulation precludes public disclosure about the matter or when, in extremely rare circumstances, we determine that a matter should not be communicated in our report because the adverse consequences of doing so would reasonably be expected to outweigh the public interest benefits of such communication.

**Report on Other Legal and Regulatory Requirements**

Based on our audit, we further report that in our opinion:

a) proper books of account have been kept by the Company as required by the Companies Act, 2017 (XIX of 2017);

b) the unconsolidated statement of financial position, unconsolidated statement of profit or loss and other comprehensive income, the unconsolidated statement of changes in equity and the unconsolidated statement of cash flows together with the notes thereon have been drawn up in conformity with the Companies Act, 2017 (XIX of 2017) and are in agreement with the books of account and returns;

# INDEPENDENT AUDITOR'S REPORT

c) investments made, expenditure incurred and guarantees extended during the year were for the purpose of the Company's business; and

d) zakat deductible at source under Zakat and Ushr Ordinance, 1980 (XVIII of 1980) was deducted by the Company and deposited in the Central Zakat Fund established under 7 of that Ordinance.

The engagement partner on the audit resulting in this independent auditor's report is **Arif Nazeer**.

Yousuf Adil
Chartered Accountants

**Place:** Karachi
**Date:** July 02, 2026
**UDIN:** AR202610099PzZbnr7Dd

# Unconsolidated Financial Statements

# UNCONSOLIDATED STATEMENT OF FINANCIAL POSITION

**AS AT MARCH 31, 2026**

| | Note | 2026 | 2025 |
|---|---|---|---|
| | | ---------- (Rupees '000) ---------- | |
| **ASSETS** | | | |
| Non-current assets | | | |
| Property, plant and equipment | 5 | 2,462,226 | 2,188,932 |
| Intangible asset | 6 | 2,211 | 4,252 |
| Long-term investment | 7 | - | - |
| Long-term loans | 8 | 2,033 | 2,285 |
| Long-term deposits | 9 | 57,073 | 40,735 |
| | | 2,523,543 | 2,236,204 |
| **Current assets** | | | |
| Stores and spares | 10 | 327,790 | 286,832 |
| Stock-in-trade | 11 | 5,535,103 | 7,117,129 |
| Trade debts | 12 | 3,876,783 | 4,107,004 |
| Loans and advances | 13 | 100,617 | 122,365 |
| Trade deposits, prepayments and other receivables | 14 | 20,938 | 25,618 |
| Advance tax | | 1,718,149 | 1,242,765 |
| Cash and bank balances | 15 | 18,448 | 108,873 |
| | | 11,597,828 | 13,010,586 |
| | | 14,121,371 | 15,246,790 |
| **EQUITY AND LIABILITIES** | | | |
| SHARE CAPITAL AND RESERVES | | | |
| Authorised share capital | | | |
| 18,000,000 (2025: 18,000,000) ordinary shares of Rs. 10 each | | 180,000 | 180,000 |
| Issued, subscribed and paid-up share capital | 16 | 77,686 | 77,686 |
| Capital reserves | | | |
| General capital reserve | | 259 | 259 |
| Reserve arising on amalgamation - net | | 25,823 | 25,823 |
| Revaluation surplus on property, plant and equipment - net of tax | 17 | 1,807,673 | 1,520,781 |
| | | 1,833,755 | 1,546,863 |
| Revenue reserves | | | |
| General revenue reserves | | 3,329,991 | 3,329,991 |
| Unappropriated profit | | 2,241,063 | 1,868,696 |
| | | 5,571,054 | 5,198,687 |
| | | 7,482,495 | 6,823,236 |
| **LIABILITIES** | | | |
| Non-current liabilities | | | |
| Long term loan | 18 | 147,825 | 160,898 |
| Deferred liabilities | 19 | 2,345 | - |
| | | 150,170 | 160,898 |
| **Current liabilities** | | | |
| Trade and other payables | 20 | 1,677,967 | 3,543,591 |
| Unclaimed dividend | | 8,068 | 6,332 |
| Accrued profit / mark-up | 21 | 170,955 | 196,342 |
| Loan from director | 22 | - | 225,000 |
| Short-term borrowings | 23 | 4,596,315 | 4,261,111 |
| Current portion of long term loan | 18 | 35,401 | 30,280 |
| | | 6,488,706 | 8,262,656 |
| **TOTAL LIABILITIES** | | 6,638,876 | 8,423,554 |
| **TOTAL EQUITY AND LIABILITIES** | | 14,121,371 | 15,246,790 |
| **CONTINGENCIES AND COMMITMENTS** | 24 | | |

The annexed notes 1 to 48 form an integral part of these unconsolidated financial statements.

| **Arif Hashwani** | **Arshad Shehzada** | **S. Haider Mehdi** |
|---|---|---|
| Chairman | Chief Executive Officer | Chief Financial Officer |

# UNCONSOLIDATED STATEMENT OF PROFIT OR LOSS AND OTHER COMPREHENSIVE INCOME

**FOR THE YEAR ENDED MARCH 31, 2026**

| | Note | 2026 | 2025 |
|---|---|---|---|
| | | (Rupees '000) | |
| Sales - net | 25 | 19,636,697 | 23,895,008 |
| Cost of sales | 26 | (16,902,855) | (20,025,649) |
| Gross profit | | 2,733,842 | 3,869,359 |
| Selling and distribution expenses | 27 | (1,274,387) | (1,702,306) |
| Administration and general expenses | 28 | (271,176) | (273,220) |
| Other income | 29 | 3,522 | 3,512 |
| Allowance for expected credit losses | 12.2 | - | (31,387) |
| Other operating charges | 30 | (54,886) | (93,633) |
| Operating profit | | 1,136,915 | 1,772,325 |
| Finance cost | 31 | (726,638) | (731,065) |
| Profit before levies and income taxes | | 410,277 | 1,041,260 |
| Levies - Revenue taxes | 32.1 | (106,462) | - |
| Profit before income tax | | 303,815 | 1,041,260 |
| Income tax - net | 32.2 | 127,861 | (426,824) |
| Profit after taxation | | 431,676 | 614,436 |
| Other comprehensive income for the year | | | |
| Items that will not be reclassified subsequently to the unconsolidated statement of profit or loss: | | | |
| Remeasurements of defined benefit (obligation) / plan | 34.4 | (4,740) | 10,107 |
| Deferred tax on remeasurements of defined benefit plan | | 1,336 | (4,274) |
| | | (3,404) | 5,833 |
| Surplus arising on revaluation of land and building | 5.1.1 | 316,803 | - |
| Deferred tax on surplus arising on revaluation of building | | (8,130) | - |
| | | 308,673 | - |
| Total comprehensive income for the year | | 736,945 | 620,269 |
| | | (Rupees) | |
| Earnings per share | 33 | 55.57 | 79.09 |

The annexed notes 1 to 48 form an integral part of these unconsolidated financial statements.

**Arif Hashwani**
Chairman

**Arshad Shehzada**
Chief Executive Officer

**S. Haider Mehdi**
Chief Financial Officer

# UNCONSOLIDATED STATEMENT OF CHANGES IN EQUITY

**FOR THE YEAR ENDED MARCH 31, 2026**

| | Issued, subscribed and paid-up share capital | Capital reserves | | | Revenue reserves | | Total |
|---|---|---|---|---|---|---|---|
| | | General capital reserve | Reserve arising on amalgamation - net | Revaluation surplus on property, plant and equipment | General revenue reserve | Unappropriated profit | |
| | (Rupees '000) | | | | | | |
| Balance as at March 31, 2024 | 77,686 | 259 | 25,823 | 1,542,562 | 3,329,991 | 1,304,332 | 6,280,653 |
| Final dividend for the year ended March 31, 2024 at the rate of Rs. 10 per share | - | - | - | - | - | (77,686) | (77,686) |
| Profit after taxation for the year ended March 31, 2025 | - | - | - | - | - | 614,436 | 614,436 |
| Other comprehensive income for the year: | | | | | | | |
| Remeasurements of defined benefit plan | - | - | - | - | - | 10,107 | 10,107 |
| Deferred tax on remeasurements of defined benefit plan | - | - | - | - | - | (4,274) | (4,274) |
| | - | - | - | - | - | 5,833 | 5,833 |
| Transferred from revaluation surplus on property, plant and equipment - net of tax | - | - | - | (21,781) | - | 21,781 | - |
| Balance as at March 31, 2025 | 77,686 | 259 | 25,823 | 1,520,781 | 3,329,991 | 1,868,696 | 6,823,236 |
| Final dividend for the year ended March 31, 2025 at the rate of Rs. 10 per share | - | - | - | - | - | (77,686) | (77,686) |
| Profit after taxation for the year ended March 31, 2026 | - | - | - | - | - | 431,676 | 431,676 |
| Other comprehensive income for the year: | | | | | | | |
| Remeasurements of defined benefit plan | - | - | - | - | - | (4,740) | (4,740) |
| Deferred tax on remeasurements of defined benefit plan | - | - | - | - | - | 1,336 | 1,336 |
| Surplus on revaluation of land and building | - | - | - | 316,803 | - | - | 316,803 |
| Deferred tax on remeasurements of surplus on revaluation | - | - | - | (8,130) | - | - | (8,130) |
| | - | - | - | 308,673 | - | (3,404) | 305,269 |
| Transferred from revaluation surplus on property, plant and equipment - net of tax | - | - | - | (21,781) | - | 21,781 | - |
| Balance as at March 31, 2026 | 77,686 | 259 | 25,823 | 1,807,673 | 3,329,991 | 2,241,063 | 7,482,495 |

The annexed notes 1 to 48 form an integral part of these unconsolidated financial statements.

**Arif Hashwani**
Chairman

**Arshad Shehzada**
Chief Executive Officer

**S. Haider Mehdi**
Chief Financial Officer

# UNCONSOLIDATED STATEMENT OF CASH FLOWS

**FOR THE YEAR ENDED MARCH 31, 2026**

| | Note | 2026 | 2025 |
|---|---|---|---|
| | | ----------(Rupees '000)---------- | |
| **CASH FLOWS FROM OPERATING ACTIVITIES** | | | |
| Cash generated from operations | 38 | 1,955,123 | 1,275,367 |
| Profit on margin deposits received | | 74 | 883 |
| Claims against battery warranty paid | 20.2 | (542,816) | (851,730) |
| Workers' Profits Participation Fund paid | 20.4 | (78,056) | (19,128) |
| Workers' Welfare Fund paid | | (21,971) | (45,877) |
| Financial cost paid | | (752,025) | (765,757) |
| Tax paid | | (465,480) | (1,289,314) |
| Dividend paid | | (75,950) | (77,766) |
| Increase in long-term deposits | | (16,338) | (8) |
| Decrease / (increase) in long-term loans | | 252 | (403) |
| Net cash generated from / (used in) operating activities | | 2,813 | (1,773,733) |
| **CASH FLOWS FROM INVESTING ACTIVITIES** | | | |
| Payments for capital expenditure | | (190,379) | (374,408) |
| Payments for acquisition of intangible assets | | - | (6,123) |
| Proceeds from disposal of operating fixed assets | | 16,365 | 64,344 |
| Net cash used in investing activities | | (174,014) | (316,187) |
| **CASH FLOWS FROM FINANCING ACTIVITIES** | | | |
| Shor term borrowing-net | | (254) | 464,946 |
| Loan from director - net | | (225,000) | (15,000) |
| Long term loan - net | | (7,952) | 5,505 |
| Net cash (used in) / generated from financing activities | | (233,206) | 455,451 |
| Net decrease in cash and cash equivalents during the year | | (404,407) | (1,634,469) |
| Cash and cash equivalents at the beginning of the year | | (1,074,394) | 560,075 |
| Cash and cash equivalents at the end of the year | 39 | (1,478,801) | (1,074,394) |

The annexed notes 1 to 48 form an integral part of these unconsolidated financial statements.

**Arif Hashwani**
Chairman

**Arshad Shehzada**
Chief Executive Officer

**S. Haider Mehdi**
Chief Financial Officer

# NOTES TO AND FORMING PART OF THE UNCONSOLIDATED FINANCIAL STATEMENTS

**FOR THE YEAR ENDED MARCH 3, 2026**

## 1. THE COMPANY AND ITS OPERATIONS

1.1 Exide Pakistan Limited (the Company) is a limited liability company and is incorporated in Pakistan. The address of its registered office is A-44, Hill Street, Manghopir Road, S.I.T.E, Karachi, Pakistan. The Company is listed on the Pakistan Stock Exchange. The Company is engaged in the manufacturing and sale of batteries, chemicals and acid and also in trading / installation and maintenance of solar energy systems. Manufacturing facilities for batteries are located at S.I.T.E Karachi while facilities for chemicals and acid are located at S.I.T.E and Bin Qasim Karachi. The Company has warehouses and service centres at Lahore, Rawalpindi, Peshawar, Multan, Sukkar and Faisalabad.

1.2 These financial statements are the separate unconsolidated financial statements of Exide Pakistan Limited. In addition to these unconsolidated financial statements, consolidated financial statements of Exide Pakistan Limited and its wholly owned subsidiary company, Chloride Pakistan (Private) Limited (CPL) have been presented separately.

## 2. BASIS OF PREPARATION

### 2.1 Statement of compliance

These unconsolidated financial statements have been prepared in accordance with the accounting and reporting standards as applicable in Pakistan. The accounting and reporting standards applicable in Pakistan comprise of:

- IFRS Accounting Standards issued by International Accounting Standards Board (IASB) as notified under the Companies Act, 2017;
- Provisions of and directives issued under the Companies Act, 2017; and
- Islamic Financial Accounting Standards (IFAS) issued by Institute of Chartered Accountants of Pakistan (ICAP) as notified under the Companies Act, 2017.

Where provisions of and directives issued under the Companies Act, 2017 differ from the IFRS Standards, the provisions of and directives issued under the Companies Act, 2017 have been followed.

### 2.2 Accounting convention

These unconsolidated financial statements have been prepared under the historical cost convention except land and buildings are stated at revalued amounts and certain staff retirement benefits are carried at present value.

### 2.3 New accounting standards / amendments and IFRS interpretations that are effective for the year ended March 31, 2026

The following standards, amendments and interpretations are effective for the year ended March 31, 2026. These standards, amendments and interpretations are either not relevant to the Company's operations or are not expected to have significant impact on the Company's unconsolidated financial statements other than certain additional disclosures.

Amendments to IAS 21 'The Effects of Changes in Foreign Exchange Rates' - Clarification on how entity accounts when there is long term lack of Exchangeability

**New accounting standards / amendments and IFRS interpretations that are not yet effective:**

The following amendments are effective for accounting periods, beginning on or after the date mentioned against each of them. These amendments are either not relevant to the Company's operations or are not expected to have significant impact on the Company's unconsolidated financial statements other than certain additional disclosures.

| | Effective from accounting period beginning on or after: |
|---|---|
| - Amendments IFRS 9 'Financial Instruments' and IFRS 7 'Financial instruments disclosures' - Classification and measurement of financial instruments | January 01, 2026 |
| - Annual Improvements to IFRS Accounting Standards (related to IFRS 1, IFRS 7, IFRS 9, IFRS 10 and IAS 7) | January 01, 2026 |

| | Effective from accounting period beginning on or after: |
|---|---|
| - Amendments IFRS 9 'Financial Instruments' and IFRS 7 'Financial instruments disclosures' - Contracts Referencing Nature-dependent Electricity | January 01, 2026 |
| - IFRS 17 – Insurance Contracts (including the June 2020 and December 2021 Amendments to IFRS 17) | January 01, 2027 |
| - IFRS 18 - Presentation and Disclosures in Financial Statements | January 01, 2027 |
| - IFRS 19 - Subsidiaries without Public Accountability: Disclosures | January 01, 2027 |

Other than the aforesaid amendments, IASB has also issued the following standards which have not been adopted locally by the Securities and Exchange Commission of Pakistan:

- IFRS 1 – First Time Adoption of International Financial Reporting Standards

## 3. CRITICAL ACCOUNTING ESTIMATES AND JUDGEMENTS

The preparation of the unconsolidated financial statements in conformity with the accounting and reporting standards requires the use of certain critical accounting estimates. It also requires the management to exercise its judgement in the process of applying the Company's accounting policies. Estimates and judgements are continually evaluated and are based on historical experience, including expectations of future events that are believed to be reasonable under the circumstances. The areas where various assumptions and estimates are significant to the Company's unconsolidated financial statements or where judgment was exercised in application of accounting policies are as follows:

i) Estimation of useful lives and depreciation rates of property, plant and equipment (notes 5.1.1 and 5);

ii) Revaluation of property, plant and equipment (notes 5.1.1 & 17);

iii) Estimation of allowance against expected credit losses (notes 4.4.2, 4.7 and 12);

iv) Provision against slow moving and obsolete stock-in-trade (notes 4.6 and 11.2);

v) Provision against battery warranty claims (notes 4.11 and 20.2);

vi) Estimation of liability in respect of staff retirement benefits (notes 4.13 and 34);

vii) Provision for taxation (notes 4.15 and 32); and

viii) Contingencies and commitments (note 24).

## 4. MATERIAL ACCOUNTING POLICY INFORMATION

The Material accounting polices applied in the preparation of these unconsolidated financial statements are set out below. These polices have been consistently applied to all the years presented.

### 4.1 Property, plant and equipment

#### 4.1.1 Operating assets

Leasehold land and buildings on leasehold land are stated at revalued amounts less accumulated depreciation and accumulated impairment losses (if any). Plant and machinery, furniture and fixtures, office equipment and appliances, vehicles and leasehold vehicles are stated at cost less accumulated depreciation and accumulated impairment losses (if any).

Subsequent costs are included in the asset's carrying amounts or recognised as a separate asset, as appropriate, only when it is probable that future benefits associated with the item will flow to the Company and the cost of the item can be measured reliably. All repairs and maintenance are charged to the unconsolidated statement of profit or loss and other comprehensive income as and when incurred except major repairs which are capitalised.

Depreciation on all property, plant and equipment is charged using the straight line method in accordance with the rates specified in note 5.1.1 to these unconsolidated financial statements and after taking into account residual values, if significant. The revalued amount of leasehold land and buildings on leasehold land is depreciated equally over the remaining life from the date of revaluation. The residual values, useful lives and depreciation methods are reviewed and adjusted, if appropriate, at each reporting date.

Depreciation on additions is charged from the month in which the assets become available for use, while no depreciation is charged in the month of disposal.

An increase arising on revaluation is credited to the surplus on revaluation of operating assets. The revaluation surplus arises on land & building cannot be distributed due to legal restrictions. A decrease arising on revaluation of fixed assets is adjusted against the surplus of that asset or, if no surplus exists, is charged to the unconsolidated statement of profit or loss and other comprehensive income as an impairment of the asset. A surplus arising subsequently on an impaired asset is reversed through the unconsolidated statement of profit or loss and other comprehensive income up to the extent of the original impairment. Each year, the difference between depreciation based on the revalued carrying amount of the asset charged to the unconsolidated statement of profit or loss and other comprehensive income and depreciation based on the asset's original cost, net of tax, is reclassified from revaluation surplus on operating assets to unappropriated profit / accumulated losses.

In the year of disposal gains / losses on disposal of property, plant and equipment are charged to the unconsolidated statement of profit or loss and other comprehensive income.

#### 4.1.2 Capital work-in-progress

Capital work-in-progress is stated at cost less accumulated impairment losses (if any). All expenditure connected to the specific assets incurred during installation and construction period is carried under capital work-in-progress. These are transferred to relevant classes of property, plant and equipment as and when these are available for use.

#### 4.1.3 Leases

The Company assesses whether a contract is, or contains, a lease, at inception of the contract. The Company recognises a right-of-use asset and a corresponding lease liability with respect to all lease arrangements in which it is the lessee, except for short-term leases (defined as leases with a lease term of 12 months or less) and leases of low value assets, which are presented in rent, rates and taxes.

### 4.2 Intangible assets

Intangible asset acquired by the Company are stated at cost less accumulated amortisation. Cost represents the expense incurred to acquire the intangible asset and bring them to use. The cost of intangible asset is amortised using the straight line method in accordance with the rate specified in note 6 to these unconsolidated financial statements.

Cost associated with maintaining intangible asset is charged to the unconsolidated statement of profit or loss and other comprehensive income.

### 4.3 Impairment of non-financial assets

The carrying amount of the Company's assets are reviewed at each reporting date to determine whether there is any indication of impairment loss. If any such indication exists, the asset's recoverable amount is estimated in order to determine the extent of impairment loss, if any. The resulting impairment loss is recognised as an expense immediately in the unconsolidated statement of profit or loss and other comprehensive income.

### 4.4 Financial instruments

Financial assets and liabilities are recognised when the Company becomes a party to the contractual provisions of the instrument. Financial assets are de-recognised when the Company loses control of the contractual rights that comprise the financial assets. Financial liabilities are de-recognised when the obligation specified in the contract is discharged, cancelled or expired.

Financial assets and financial liabilities are initially measured at fair value. Transaction costs that are directly attributable to the acquisition or issue of financial assets and financial liabilities [other than financial assets and financial liabilities at fair value through profit or loss (FVTPL)] are added to or deducted from the fair value of the financial assets or financial liabilities, as appropriate, on initial recognition. Transaction costs directly attributable to the acquisition of financial assets or financial liabilities at fair value through profit or loss are recognised immediately in the unconsolidated statement of profit or loss and other comprehensive income.

#### 4.4.1 Financial assets

All regular way purchases or sales of financial assets are recognised and derecognised on a trade date basis. Regular way purchases or sales are purchases or sales of financial assets that require delivery of assets within the time frame established by regulation or convention in the marketplace. All recognised financial assets are measured subsequently in their entirety at either amortised cost or fair value, depending on the classification of the financial assets.

### 4.4.2 Impairment of financial assets

The Company recognises a loss allowance for Expected Credit Losses (ECL) on trade debts. The amount of ECL is updated at each reporting date to reflect changes in credit risk since initial recognition of the respective financial assets.

The Company recognises lifetime ECL for trade debts. The ECL on these financial assets are estimated using a provision matrix based on the Company's historical credit loss experience, adjusted for factors that are specific to the debtors, general economic conditions and an assessment of both the current as well as the forecast conditions at the reporting date.

### 4.4.3 Financial liabilities

All financial liabilities are recognised at the time when the Company becomes a party to the contractual provisions of the instrument.

**Financial liabilities at FVTPL**

Financial liabilities at FVTPL are stated at fair value, with any gains or losses arising on changes in fair value recognised in the statement of profit or loss and other comprehensive income to the extent that they are not part of a designated hedging relationship. The net gain or loss recognised in the unconsolidated statement of profit or loss and other comprehensive income incorporates any interest paid on the financial liability.

However, for financial liabilities that are designated as FVTPL, the amount of change in the fair value of the financial liability that is attributable to changes in the credit risk of that liability is recognised in unconsolidated statement of other comprehensive income, unless the recognition of the effects of changes in the liability's credit risk in other comprehensive income would create or enlarge an accounting mismatch in the unconsolidated statement of profit or loss and other comprehensive income.

The remaining amount of change in the fair value of liability is recognised in the unconsolidated statement of profit or loss and other comprehensive income. Changes in fair value attributable to a financial liability's credit risk that are recognised in unconsolidated statement of other comprehensive income are not subsequently reclassified to the unconsolidated statement of profit or loss and other comprehensive income; instead, they are transferred to retained earnings upon derecognition of the financial liability.

Gains or losses on financial guarantee contracts issued by the Company that are designated by the Company as at FVTPL are recognised in the unconsolidated statement of profit or loss and other comprehensive income.

**Financial liabilities measured subsequently at amortised cost**

Financial liabilities that are not designated as FVTPL, are measured subsequently at amortised cost using the effective interest method. The effective interest method is a method of calculating the amortised cost of a financial liability and of allocating interest expense over the relevant period. The effective interest rate is the rate that exactly discounts estimated future cash payments (including all fees and points paid or received that form an integral part of the effective interest rate, transaction costs and other premiums or discounts) through the expected life of the financial liability, or (where appropriate) a shorter period, to the amortised cost of a financial liability.

### 4.4.4 Derecognition

Financial assets are derecognised at the time when the Company loses control of the contractual rights that comprise the financial assets. Financial liabilities are derecognised at the time when they are extinguished i.e. when the obligation specified in the contract is discharged, cancelled, or expires. Any gain or loss on derecognition of financial assets and financial liabilities is taken to the unconsolidated statement of profit or loss and other comprehensive income.

### 4.4.5 Offsetting of financial assets and liabilities

Financial assets and financial liabilities are offset and the net amount is reported in the unconsolidated financial statements when there is a legally enforceable right to set off the recognised amounts and there is an intention to settle on a net basis, or realise the assets and settle the liabilities simultaneously.

### 4.4.6 Investment in subsidiary company

Investment in subsidiary is valued at cost less impairment, if any. The Company considers that a decline in the recoverable value of the investment in a subsidiary below its cost may be an evidence of impairment. Recoverable value is calculated as the higher of fair value less costs to sell and value in use. An impairment loss is recognised when the recoverable value falls below the carrying value and is charged to the unconsolidated statement of profit or loss and other comprehensive income.

A subsequent reversal of an impairment loss, upto the cost of the investment in the subsidiary, is credited to the unconsolidated statement of profit or loss and other comprehensive income.

Gains and losses on disposal of investment in subsidiary is included in the unconsolidated statement of profit or loss and other comprehensive income.

### 4.5 Stores and spares

Stores and spares are valued cost less provision if any. The cost is determined using the weighted average method. Cost comprises invoice value plus other charges incurred thereon.

Provision is made in the unconsolidated financial statements for slow moving and obsolete stores and spares based on management's best estimate regarding their future usability whenever necessary and is recognised in the unconsolidated statement of profit or loss and other comprehensive income.

### 4.6 Stock-in-trade

Stock in trade, except goods in transit, are valued at the lower of cost, determined using the weighted average method, and net realisable value. Cost in relation to stock-in-trade, except goods in transit, represents direct cost of materials, direct wages and an appropriate portion of production overheads and the related duties where applicable. Goods in transit are valued at cost comprising invoice values plus other charges incurred thereon.

Provision is made in the unconsolidated financial statements against slow moving and obsolete stock-in-trade based on management's best estimate regarding their future usability whenever necessary and is recognised in the unconsolidated statement of profit or loss and other comprehensive income.

Net realisable value signifies the estimated selling price in the ordinary course of business less the estimated cost of completion and the estimated costs necessary to be incurred to make the sale.

### 4.7 Trade debts and other receivables

Trade receivables are initially recorded at the transaction price and subsequently measured at amortised cost. They are presented at their nominal value less an allowance for expected credit losses. The allowance is determined using the expected credit loss (ECL) model, which incorporates management's forward-looking assessment of potential credit losses. This approach recognises credit losses based on anticipated risk, rather than waiting for an impairment trigger or specific indication of default.

### 4.8 Cash and cash equivalents

Cash and cash equivalents are carried in the unconsolidated statement of financial position at cost. Cash and cash equivalents include cash and cheques in hand, balances with banks and short-term borrowings with original maturities of three months or less.

### 4.9 Borrowings and borrowing costs

Borrowings are recognised initially at fair value and are subsequently carried at amortised cost. Borrowing costs are recognised as an expense in the period in which these are incurred except in cases where such costs are directly attributable to the acquisition, construction or production of a qualifying asset (one that takes substantial period of time to get ready for use or sale) in which case such costs are capitalised as part of the cost of that asset.

### 4.10 Trade and other payables

Trade and other payables are recognised initially at cost, which is the fair value of consideration to be paid in the future for goods and services, whether or not billed to the Company.

### 4.11 Provision against battery warranty claims

The Company provides after sales warranty for its products for a specified period. Accrual is made in the unconsolidated financial statements for this warranty claims based on previous trends and is determined using the management's best estimate.

### 4.12 Provisions

Provisions are recognised when the Company has a present legal or constructive obligation as a result of past events, it is probable that an outflow of resources embodying economic benefits will be required to settle the obligation and a reliable estimate of the obligation can be made. The amount recognised represents the best estimate of the expenditure required to settle the obligation at the unconsolidated statement of financial position date. Provisions are reviewed at each reporting date and are adjusted to reflect the current best estimate.

### 4.13 Staff retirement benefits

The Company operates an approved funded gratuity plan covering all eligible employees. A separate fund was being maintained by the Company for employees of Automotive Battery Company Limited (now merged with and into the Company). Annual contributions to the funds are made based on actuarial recommendations. The most recent actuarial valuation was carried out during the year ended March 31, 2026 using the Projected Unit Credit Method. Amounts arising as a result of 'Remeasurements', representing the actuarial gains and losses and the difference between the actual investment returns and the return implied by the net interest cost are recognised in the unconsolidated statement of financial position immediately, with a charge or credit to 'Other Comprehensive Income' in the periods in which they occur.

The Company also operates an approved contributory provident fund for all eligible employees. Monthly equal contributions are made to the fund by the Company and the employees at the rate of 10 % - 20 % of the basic salary.

Staff retirement benefits are payable to staff on completion of the prescribed qualifying period of service under these funds.

### 4.14 Employees' compensated absences

The Company accounts for the liability in respect of employees' compensated absences in the year in which these are earned.

### 4.15 Levy

A levy is an outflow of resources embodying economic benefits that is imposed by governments on entities in accordance with legislation (i.e. laws and/or regulations), other than:

(a) those outflows of resources that are within the scope of other standards.

(b) fines or other penalties that are imposed for breaches of the legislation.

In these financial statements, levy includes revenue taxes, if any, final taxes and super taxes which are based on other than taxable profits. The corresponding advance tax paid has been netted off and the net position is shown in the statement of financial position.

*i.* ***Revenue taxes***

Revenue taxes includes amount representing excess of :

a) minimum tax paid under section 113 over income tax determined on income streams taxable at general rate of taxation and;

b) minimum tax withheld / collected / paid or computed over tax liability computed on (related income tax streams taxable at general rate of tax), is not adjustable against tax liability of subsequent tax years.

Amount over income tax determined on income streams taxable at general rate of taxation shall be treated as revenue taxes.

*ii.* ***Final Taxes***

Final taxes includes tax charged / withheld / paid on certain income streams under various provisions of Income Tax Ordinance, 2001 (Ordinance). Final tax is charged / computed under the Ordinance, without reference to income chargeable to tax at the general rate of tax and final tax computed / withheld or paid for a tax year is construed as final tax liability for the related stream of Income under the Ordinance.

Final tax paid is considered to be full and final discharge of the tax liability for the Company for a tax year related to that income stream.

## 4.16 Taxation

**Current**

Provision for current taxation is based on taxable income for the year, if any, at the current rates of taxation after taking into consideration tax credits and rebates and exemptions available, if any. The charge for current tax also includes adjustments, where considered necessary, relating to prior years which arise from assessments / developments made during the year.

**Deferred**

Deferred tax is the tax expected to be payable or recoverable on differences between the carrying amounts of assets and liabilities in the financial statements and the corresponding tax bases used in the computation of taxable profit, and is accounted for using the balance sheet method. Deferred tax liabilities are generally recognised for all taxable temporary differences and deferred tax assets are recognised to the extent that it is probable that taxable profits will be available against which deductible temporary differences can be utilised. Such assets and liabilities are not recognised if the temporary difference arises from the initial recognition (other than in a business combination) of other assets and liabilities in a transaction that affects neither the taxable profit nor the accounting profit. In addition, a deferred tax liability is not recognised if the temporary difference arises from the initial recognition of goodwill.

Deferred tax liabilities are recognised for taxable temporary differences arising on investments in subsidiaries and associates, and interests in joint ventures, except where the company is able to control the reversal of the temporary difference and it is probable that the temporary difference will not reverse in the foreseeable future. Deferred tax assets arising from deductible temporary differences associated with such investments and interests are only recognised to the extent that it is probable that there will be sufficient taxable profits against which to utilise the benefits of the temporary differences and they are expected to reverse in the foreseeable future.

The carrying amount of deferred tax assets is reviewed at each reporting date and reduced to the extent that it is no longer probable that sufficient taxable profits will be available to allow all or part of the asset to be recovered.

Deferred tax is calculated at the tax rates that are expected to apply in the period when the liability is settled or the asset is realised based on tax laws and rates that have been enacted or substantively enacted at the reporting date.

The measurement of deferred tax liabilities and assets reflects the tax consequences that would follow from the manner in which the Company expects, at the end of the reporting period, to recover or settle the carrying amount of its assets and liabilities.

For the purposes of measuring deferred tax liabilities and deferred tax assets for investment properties that are measured using the fair value model, the carrying amounts of such properties are presumed to be recovered entirely through sale, unless the presumption is rebutted. The presumption is rebutted when the investment property is depreciable and is held within a business model whose objective is to consume substantially all of the economic benefits embodied in the investment property over time, rather than through sale.

Deferred tax assets and liabilities are offset when there is a legally enforceable right to offset current tax assets against current tax liabilities and when they relate to income taxes levied by the same taxation authority and the Company intends to settle its current tax assets and liabilities on a net basis.

## 4.17 Revenue recognition

The Company recognises revenue from sale of goods when the goods are transferred to the customer and the performance obligations are fulfilled. Goods are considered to be transferred when the control belongs to the customer. The Company has generally concluded that it is the principal in its revenue arrangements because it typically controls the goods and services before transferring them to the customer. Following are the revenue streams of the company:

- Sale of batteries
- Sale of chemical and solar

Therefore, the Company recognises revenue based on the following principles:

- Identification of customer contracts;
- Identification of performance obligations;
- Determination of transaction price in the contract;
- Allocation of price to performance obligations; and
- Recognition of revenue when the performance obligations are fulfilled.

The Company recognises revenue from sales of goods (including scrap sales) at point in time when the control is transferred to the customer (On delivery of goods).

### 4.18 Proposed dividends and transfers between reserves

Dividends declared and transferred between reserves made subsequent to the reporting date are considered as non-adjusting events and are recognised in the unconsolidated financial statements in the period in which such dividends are declared / transferred are made.

### 4.19 Segment reporting

For management purposes, the activities of the Company are organised into one operating segment since Chief Operating Decision Maker monitors the operating results of the entity. The Company operates in the said reportable operating segment based on the nature of the products, risks and returns, organisational and management structure, and internal financial reporting systems. Accordingly, the figures reported in the financial statements are related to the Company's only reportable segment.

### 4.20 Functional and presentation currency

These unconsolidated financial statements are presented in Pakistan Rupees, which is the Company's functional and presentation currency.

### 4.21 Foreign currency transactions

Transactions in foreign currencies are translated to Pakistan Rupees at the foreign exchange rates prevailing on the date of transaction. Monetary assets and liabilities in foreign currencies are translated into Pakistan Rupees at the rates of exchange approximating those at the reporting date. Exchange gains / losses resulting from the settlement of transactions and from the translation at year-end exchange rates of monetary assets and liabilities denominated in foreign currencies are taken to the unconsolidated statement of profit or loss and other comprehensive income.

### 4.22 Earnings / (loss) per share

The Company presents basic and diluted earnings / (loss) per share (EPS) for its shareholders. Basic EPS is calculated by dividing the profit or loss attributable to ordinary shareholders of the Company by the weighted average number of ordinary shares outstanding during the year. Diluted EPS is determined by adjusting the profit or loss attributable to ordinary shareholders and the weighted average number of ordinary shares outstanding for the effects of all dilutive potential ordinary shares, if any.

| | Note | 2026 | 2025 |
|---|---|---|---|
| | | ---------- (Rupees '000) ---------- | |
| **5. PROPERTY, PLANT AND EQUIPMENT** | | | |
| Property, plant and equipment | 5.1 | **2,462,226** | 2,188,932 |
| **5.1 Property, plant and equipment** | | | |
| Operating assets | 5.1.1 | **2,451,105** | 2,178,908 |
| Capital work-in-progress | 5.1.3 | **11,121** | 10,024 |
| | | **2,462,226** | 2,188,932 |

### 5.1.1 Operating assets

| | | 2026 | | | | | | | |
|---|---|---|---|---|---|---|---|---|---|
| | | Leasehold land | Buildings on leasehold land | Plant and machinery* | Furniture and fixtures | Office equipment and appliances | Owned vehicles | Vehicles held under diminishing musharaka | Total |
| | | (Rupees '000) | | | | | | | |
| **As at April 1, 2025** | | | | | | | | | |
| Cost / revalued amount | | 1,155,500 | 200,153 | 2,617,063 | 31,753 | 66,373 | 138,490 | 86,370 | 4,295,702 |
| Accumulated depreciation | | (46,220) | (33,861) | (1,840,591) | (24,502) | (49,420) | (101,845) | (20,355) | (2,116,794) |
| Carrying amount | | 1,109,280 | 166,292 | 776,472 | 7,251 | 16,953 | 36,645 | 66,015 | 2,178,908 |
| Additions / transfers from CWIP | | - | 20,681 | 107,646 | 855 | 3,458 | 6,644 | 49,920 | 189,204 |
| Surplus on revaluation during the year | | 294,830 | 21,973 | - | - | - | - | - | 316,803 |
| Reclassification | | - | - | - | - | - | 7,437 | (7,437) | - |
| Disposals | | | | | | | | | |
| Cost | | - | - | - | - | - | (2,058) | (15,328) | (17,386) |
| Depreciation | | - | - | - | - | - | 1,625 | 2,653 | 4,278 |
| | | - | - | - | - | - | (433) | (12,675) | (13,108) |
| Depreciation charge for the year | | (23,110) | (21,126) | (135,795) | (1,743) | (5,741) | (14,063) | (19,124) | (220,702) |
| Closing net book value | | 1,381,000 | 187,820 | 748,323 | 6,363 | 14,670 | 36,230 | 76,699 | 2,451,105 |
| **As at March 31, 2026** | | | | | | | | | |
| Cost / revalued amount | 5.1.1.1 | 1,450,330 | 242,807 | 2,724,709 | 32,608 | 69,831 | 150,513 | 113,525 | 4,784,323 |
| Accumulated depreciation | | (69,330) | (54,987) | (1,976,386) | (26,245) | (55,161) | (114,283) | (36,826) | (2,333,218) |
| Carrying amount | | 1,381,000 | 187,820 | 748,323 | 6,363 | 14,670 | 36,230 | 76,699 | 2,451,105 |
| Depreciation rate % per annum | | 2 | 10 | 10 - 20 | 10 - 20 | 10 - 20 | 10 - 20 | 10 - 20 | |

5.1.1.1 The company has accounted for revaluation using the elimination approach, whereby the accumulated depreciation is eliminated against the gross carrying amount of the asset.

| | 2025 | | | | | | | |
|---|---|---|---|---|---|---|---|---|
| | Leasehold land | Buildings on leasehold land | Plant and machinery* | Furniture and fixtures | Office equipment and appliances | Owned Vehicles | Vehicles held under Diminishing Musharaka | Total |
| | (Rupees '000) | | | | | | | |
| **As at April 1, 2024** | | | | | | | | |
| Cost / revalued amount | 1,155,500 | 194,548 | 2,376,612 | 31,210 | 59,168 | 130,597 | 50,115 | 3,997,750 |
| Accumulated depreciation | (23,110) | (15,818) | (1,730,153) | (23,324) | (44,283) | (93,329) | (9,647) | (1,939,664) |
| Net book value | 1,132,390 | 178,730 | 646,459 | 7,886 | 14,885 | 37,268 | 40,468 | 2,058,086 |
| Additions / transfers from CWIP | - | 18,832 | 293,976 | 1,097 | 7,205 | 16,177 | 46,747 | 384,034 |
| Disposals | | | | | | | | |
| Cost | - | (13,227) | (53,525) | (554) | - | (8,284) | (10,492) | (86,082) |
| Depreciation | - | 1,323 | 14,069 | 521 | - | 2,206 | 4,076 | 22,195 |
| | - | (11,904) | (39,456) | (33) | - | (6,078) | (6,416) | (63,887) |
| Depreciation charge for the year | (23,110) | (19,366) | (124,507) | (1,699) | (5,137) | (10,722) | (14,784) | (199,325) |
| Closing net book value | 1,109,280 | 166,292 | 776,472 | 7,251 | 16,953 | 36,645 | 66,015 | 2,178,908 |
| **As at March 31, 2025** | | | | | | | | |
| Cost / revalued amount | 1,155,500 | 200,153 | 2,617,063 | 31,753 | 66,373 | 138,490 | 86,370 | 4,295,702 |
| Accumulated depreciation | (46,220) | (33,861) | (1,840,591) | (24,502) | (49,420) | (101,845) | (20,355) | (2,116,794) |
| Net book value | 1,109,280 | 166,292 | 776,472 | 7,251 | 16,953 | 36,645 | 66,015 | 2,178,908 |
| Depreciation rate % per annum | 2 | 10 | 10 - 20 | 10 - 20 | 10 - 20 | 10 - 20 | 10 - 20 | |

*This includes multiple parts of the mould having cost, accumulated depreciation and net book value of Rs 68.4 million (2025: Rs. 68.4 million), Rs. 19.32 million (2025: Rs 12.98 million) and Rs. 49.08 million (2025: Rs 55.45 million) respectively. These parts have been acquired with the funds of the Company but are not in the possession of the Company. These assets have been given by the Company to Precision Polymers (Private) Limited for the purpose of toll manufacturing of battery containers.

5.1.2 Details of assets sold, having net book value in excess of Rs. 500,000:

| Category | Cost | Accumulated depreciation | Net book value | Sale proceed | Gain / loss | Mode of disposal | Particular of purchaser |
|---|---|---|---|---|---|---|---|
| | (Rupees '000) | | | | | | |
| Vehicle | 4,719 | 787 | 3,932 | 4,442 | 510 | Company policy | Sarfraz Ahmed - Employee |
| Vehicle | 4,730 | 788 | 3,942 | 4,507 | 565 | Company policy | Mushtaque Ahmed - Employee |
| Vehicle | 5,879 | 1,078 | 4,801 | 5,543 | 742 | Company policy | Yasir Raza - Employee |
| | 15,328 | 2,653 | 12,675 | 14,492 | 1,817 | | |

| | Note | 2026 | 2025 |
|---|---|---|---|
| | | (Rupees '000) | |
| 5.1.3 Capital work-in-progress | | | |
| Plant and machinery | 5.1.3.1 | 11,121 | 10,024 |

5.1.3.1 Movement in capital work-in-progress

| | | |
|---|---|---|
| April 01, 2025 | 10,024 | 19,650 |
| Addition | 190,340 | 10,024 |
| Transfer to property, plant and equipment | (189,204) | (19,650) |
| Expensed out | (39) | - |
| March 31, 2026 | 11,121 | 10,024 |

5.1.4 The details of the Company's immovable fixed assets are as follows:

| | Location | Usage of immovable property | Total area (In acres) | Covered area (In square feet) |
|---|---|---|---|---|
| a) | A/45, Hill Street, S.I.T.E. Karachi | Manufacturing facility | 2.92 | 90,238 |
| b) | B-119-121,124-127, H.I.T.E., Hub, District Lasbella, Baluchistan | Manufacturing facility | 3.91 | 68,000 |
| c) | E2/1/P-12 (F-11), Eastern Industrial Zone, Port Qasim Authority Area, Karachi | Manufacturing facility (Chemicals) | 2.00 | 16,800 |
| d) | A/47, Hill Street, S.I.T.E. Karachi | Manufacturing facility | 1.91 | 41,556 |
| e) | S-60-R-41/2/5, Ground floor, Farukh Plaza, near Saffanwala Chowk, Mozang Road, Lahore. | Shop | 0.04 | 1,758 |

5.1.5 Revalued leasehold land and buildings on leasehold land

The Company has a policy of revaluing the leasehold land and buildings on leasehold land (classified as operating assets) using the revaluation model. The fair value of the Company's leasehold land and buildings on leasehold land are determined periodically, but at least in three years, by an independent professionally qualified valuer.

The carrying values of the leasehold land and buildings on leasehold land would have been Rs. 99.79 million (2025: Rs. 102.06 million) and Rs. 133.37 million (2025: Rs. 132.27 million) under the cost model.

5.1.6 Fair value measurements under revaluation model for property, plant and equipment

The fair value measurements of the Company's leasehold land and buildings on leasehold land as at March 31, 2026 were performed by an independent valuer M/s Shahani & Co on the basis of present market values as at March 31, 2026 for similar sized plots in the vicinity and replacement values of similar type of buildings based on present cost of construction. The revaluation resulted in a gain of Rs. 316.80 million.

5.1.7 Fair value hierarchy

Details of the Company's land and buildings on leasehold land and information about the fair value hierarchy of latest revaluation are as follows:

| | Level 1 | Level 2 | Level 3 | Fair value as at March 31, 2026 | Level 1 | Level 2 | Level 3 | Fair value as at March 31, 2023 |
|---|---|---|---|---|---|---|---|---|
| | (Rupees '000) | | | | (Rupees '000) | | | |
| Leasehold land | - | - | 1,381,000 | 1,381,000 | - | - | 1,155,500 | 1,155,500 |
| Buildings on leasehold land | - | - | 187,820 | 187,820 | - | - | 131,200 | 131,200 |
| | - | - | 1,568,820 | 1,568,820 | - | - | 1,286,700 | 1,286,700 |

5.1.7.1 Forced sales value as determined by management is amounted to Rs. 1,173.85 million and 159.647 million, in respect of land and building on leasehold land, respectively.

5.1.8 Included in the cost of fixed assets, there are fully depreciated items which are still in use aggregating to Rs. 1,586.67 million (2025: Rs. 1,465.68 million).

5.1.9 The Company allocates depreciation charge to cost of sales, selling and distribution expense and administration and general expenses. Amounts allocated during the year are as follows:

| | Note | Depreciation 2026 | Depreciation 2025 |
|---|---|---|---|
| | | (Rupees '000) | |
| Cost of sales | 26 | 183,754 | 170,017 |
| Selling and distribution expenses | 27 | 21,361 | 14,245 |
| Administration and general expenses | 28 | 15,587 | 15,063 |
| | | 220,702 | 199,325 |

## 6. INTANGIBLE ASSET

| | 2026 | | | | | | | |
|---|---|---|---|---|---|---|---|---|
| | Cost | | | Accumulated amortisation | | | Net book value as at March 31, 2026 | Amortisation rate % per annum |
| | As at April 1, 2025 | Additions / transfers from CWIP | As at March 31, 2026 | As at April 1,2025 | Charge for the year | As at March 31, 2026 | | |
| | (Rupees '000) | | | | | | | |
| Software | 37,772 | - | 37,772 | 33,520 | 2,041 | 35,561 | 2,211 | 33 |

| | 2025 | | | | | | | |
|---|---|---|---|---|---|---|---|---|
| | Cost | | | Accumulated amortisation | | | Net book value as at March 31, 2025 | Amortisation rate % per annum |
| | As at April 1, 2024 | Additions / transfers from CWIP | As at March 31, 2025 | As at April 1, 2024 | Charge for the year | As at March 31, 2025 | | |
| | (Rupees '000) | | | | | | | |
| Software | 31,649 | 6,123 | 37,772 | 31,649 | 1,871 | 33,520 | 4,252 | 33 |

6.1 These are fully depreciated items which are still in use aggregating to Rs 31.65 million (2025: Rs. 31.65 million).

6.2 The Company allocates amortisation charge to cost of sales, selling and distribution expense and administration and general expenses. Amounts allocated during the year are as follows:

| | Note | Amortisation 2026 | Amortisation 2025 |
|---|---|---|---|
| | | --------- (Rupees '000) --------- | |
| Cost of sales | 26 | **1,744** | 1,599 |
| Selling and distribution | 27 | **153** | 140 |
| Administration and general | 28 | **144** | 132 |
| | | **2,041** | 1,871 |

## 7. LONG-TERM INVESTMENT

| | Note | 2026 | 2025 |
|---|---|---|---|
| | | --------- (Rupees '000) --------- | |
| **Investment in related party - at cost** | | | |
| **Subsidiary company - unquoted** | | | |
| 22,350 (2025: 22,350) ordinary shares of Rs. 10 each held in Chloride Pakistan (Private) Limited, a private limited company incorporated in Pakistan | | | |
| - at cost (wholly owned) | | **224** | 224 |
| -provision | 7.1 | **(224)** | (224) |
| | | **-** | - |

7.1 Chloride Pakistan (Private) Limited (CPL) has not yet commenced production. The company has created full provision against investment.

## 8. LONG-TERM LOANS

| | Note | 2026 | 2025 |
|---|---|---|---|
| | | --------- (Rupees '000) --------- | |
| **Considered good - unsecured** | | | |
| Due from: | | | |
| Executives | 8.1 & 8.2 | **1,945** | 3,451 |
| Employees | 8.1 | **1,292** | 1,173 |
| | | **3,237** | 4,624 |
| Less: current portion of long-term loan | 13 | **(1,204)** | (2,339) |
| | | **2,033** | 2,285 |

8.1 Loans to executives and employees are provided for other general purposes in accordance with the terms of their employment. These loans are interest free and repayable over varying periods upto a maximum period of five years. These are not discounted to present value as the impact is immaterial in the overall context of the financial statements.

### 8.2 Reconciliation of carrying amount of loans due from executives

| | 2026 | 2025 |
|---|---|---|
| | --------- (Rupees '000) --------- | |
| Opening balance | **3,451** | 2,434 |
| Disbursements during the year | **435** | 2,460 |
| Repayments during the year | **(1,941)** | (1,443) |
| Closing balance | **1,945** | 3,451 |

| | Note | 2026 | 2025 |
|---|---|---|---|
| | | --------- (Rupees '000) --------- | |

## 9. LONG-TERM DEPOSITS

| | | | |
|---|---|---|---|
| Utilities | | **25,343** | 25,343 |
| Others | | **31,730** | 15,392 |
| | | **57,073** | 40,735 |

## 10. STORES AND SPARES

| | | | |
|---|---|---|---|
| Stores | | **14,008** | 38,393 |
| Spares (including in transit - Rs. 63.1 million (2025: Rs. 23.2 million)) | | **334,371** | 267,174 |
| | | **348,379** | 305,567 |
| Less: provision for slow moving and obsolete stores and spares | 10.1 | **(20,589)** | (18,735) |
| | | **327,790** | 286,832 |

### 10.1 Provision for slow moving and obsolete stores and spares

| | | | |
|---|---|---|---|
| Opening balance | | **18,735** | 20,907 |
| Reversals | 29 & 10.2 | **-** | (2,172) |
| Provision made during the year | 30 | **1,854** | - |
| Closing balance | | **20,589** | 18,735 |

10.2 The reversal is due to consumption of old items of stores and spares which were previously provided for.

| | Note | 2026 | 2025 |
|---|---|---|---|
| | | --------- (Rupees '000) --------- | |

## 11. STOCK-IN-TRADE

| | | | |
|---|---|---|---|
| Raw and packing materials and components (including goods-in-transit of Rs. 281.1 million (2025: Rs 530.9 million) | 11.1 | **1,999,107** | 2,401,809 |
| Work-in-process | | **2,193,337** | 2,885,535 |
| Finished goods | | **1,400,497** | 1,882,278 |
| | | **5,592,941** | 7,169,622 |
| Less: provision for slow moving, NRV and obsolete stock-in-trade | 11.2 | **(57,838)** | (52,493) |
| | | **5,535,103** | 7,117,129 |

11.1 Raw materials and components are held by Precision Polymers Private Limited (Third Party) who under an arrangement with the Company, manufacture plastic containers, lids and vent plugs for the Company.

| | 2026 | 2025 |
|---|---|---|
| | --------- (Rupees '000) --------- | |
| Precision Polymers Private Limited | **58,438** | 55,327 |

| | Note | 2026 | 2025 |
|---|---|---|---|
| | | --------- (Rupees '000) --------- | |

### 11.2 Provision for slow moving, NRV and obsolete stock-in-trade

| | | | |
|---|---|---|---|
| Opening balance | | **52,493** | 47,054 |
| Provision made during the year | 30 | **5,345** | 5,439 |
| Closing balance | | **57,838** | 52,493 |

| | Note | 2026 | 2025 |
|---|---|---|---|
| | | --------- (Rupees '000) --------- | |

## 12. TRADE DEBTS (unsecured)

| | | | |
|---|---|---|---|
| Considered | | | |
| - good | | **3,876,783** | 4,107,004 |
| - doubtful | | **308,460** | 308,460 |
| | 12.1 & 12.3 | **4,185,243** | 4,415,464 |
| Less: allowance for expected credit losses | 12.2 | **(308,460)** | (308,460) |
| | | **3,876,783** | 4,107,004 |

### 12.1 Aging of unsecured trade debts is as follows:

| | | |
|---|---|---|
| Not yet due | **3,337,034** | 3,611,490 |
| Less than 30 days | **156,579** | 199,027 |
| Less than 60 days | **181,178** | 138,118 |
| Less than 90 days | **123,153** | 30,243 |
| Less than 180 days | **108,222** | 160,764 |
| 181 days and above | **279,077** | 275,822 |
| | **4,185,243** | 4,415,464 |

### 12.2 Allowance for expected credit losses

| | | |
|---|---|---|
| Opening balance | **308,460** | 277,073 |
| Provision made during the year | **-** | 31,387 |
| Closing balance | **308,460** | 308,460 |

12.3 The above includes amount due from the related party, SSFR (Private) Limited, amounted to Rs. 0.138 million as at March 31, 2026 (2025: Rs. 0.138 million). This balance has been outstanding for more than one year and is fully provided for.

| | Note | 2026 | 2025 |
|---|---|---|---|
| | | --------- (Rupees '000) --------- | |

## 13. LOANS AND ADVANCES

| | | | |
|---|---|---|---|
| **Considered good - unsecured** | | | |
| Current portion of long term loans due from employees and executives | 8 | **1,204** | 2,339 |
| Advances to suppliers | | **70,363** | 95,613 |
| Bank margin | 13.1 | **29,050** | 24,413 |
| | | **100,617** | 122,365 |

13.1 This represent 100% held by banks for opening of letter of credits.

## 14. TRADE DEPOSITS, PREPAYMENTS AND OTHER RECEIVABLES

| | | | |
|---|---|---|---|
| Container deposits | | **6,738** | 7,693 |
| Prepayments | | **8,404** | 4,332 |
| Insurance claims receivable | | **5,796** | 2,782 |
| Receivable from defined benefit plans - related party | 14.1 | **-** | 10,811 |
| | | **20,938** | 25,618 |

### 14.1 Receivable from defined benefit plans

| | 2026 | | | 2025 | | |
|---|---|---|---|---|---|---|
| | Exide | ABCL | Total | Exide | ABCL | Total |
| | (Rupees '000) | | | | | |
| Balance at April 1 | - | - | - | 5,109 | 2,688 | 7,797 |
| Charge for the year - net | - | - | - | (7,350) | 257 | (7,093) |
| Other comprehensive income | - | - | - | 9,932 | 175 | 10,107 |
| Balance at March 31 | - | - | - | 7,691 | 3,120 | 10,811 |

14.1.1 The details of defined benefit obligations / (plan) and the related disclosures are given in note 34 to these unconsolidated financial statements.

14.1.2 Automotive Battery Company Limited (ABCL) was merged with Exide Pakistan Limited (Exide) in accordance with the scheme of amalgamation approved by the High Court of Sindh on March 11, 2009. The said amalgamation was effective from March 31, 2008. However, the resulting amalgamation did not affect the staff retirement funds operated by both the companies as a result of which separate funds are being operated for the employees of both companies.

## 15. CASH AND BANK BALANCES

| | Note | 2026 | 2025 |
|---|---|---|---|
| | | (Rupees '000) | |
| Balances with banks - current accounts | | **12,879** | 107,786 |
| Balances with banks - saving accounts | 15.1 | **5,262** | 1,013 |
| | | **18,141** | 108,799 |
| Cash in hand | | **307** | 74 |
| | | **18,448** | 108,873 |

15.1 These carry profit / interest ranging between 2.32% to 5.14% (2025: 10.44% to 18.56%).

## 16. ISSUED, SUBSCRIBED AND PAID-UP SHARE CAPITAL

| 2026 | 2025 | | 2026 | 2025 |
|---|---|---|---|---|
| (Number of shares) | | | (Rupees '000) | |
| **359,248** | 359,248 | ordinary shares of Rs 10 each issued as fully paid in cash | **3,592** | 3,592 |
| **20,894** | 20,894 | ordinary shares of Rs 10 each issued for consideration other than cash | **209** | 209 |
| **7,144,309** | 7,144,309 | ordinary shares of Rs 10 each issued as fully paid bonus shares | **71,443** | 71,443 |
| **244,167** | 244,167 | ordinary shares of Rs 10 each issued to minority shareholders of Automotive Battery Company Limited | **2,442** | 2,442 |
| **7,768,618** | 7,768,618 | | **77,686** | 77,686 |

### 16.1 Shares held by the related parties of the Company

| Name of the shareholders | 2026 | 2025 |
|---|---|---|
| | (Number of shares) | |
| Arif Hashwani | **4,300** | 4,300 |
| Hussain Hashwani | **1,250,601** | 1,250,601 |
| Altaf Hashwani | **1,412,945** | 1,412,945 |
| S. Haider Mehdi | **652** | 652 |
| Ms. Sana Arif Hashwani | **1,604,553** | 1,604,553 |
| Ms. Zaver Hashwani | **1,595,687** | 1,595,687 |
| Zaver Enterprise | **105,540** | 105,540 |
| Arshad Shahzada | **13** | 13 |

16.2 Voting rights, board selection, rights of first refusal, block voting and other shareholders' rights are in proportion to their shareholding.

## 17. REVALUATION SURPLUS ON PROPERTY, PLANT AND EQUIPMENT - NET OF TAX

This represents surplus arising on revaluation of leasehold land and buildings on leasehold land, net of deferred tax thereon.

| | Note | 2026 | 2025 |
|---|---|---|---|
| | | ---------- (Rupees '000) --------- | |
| Surplus on revaluation of operating fixed assets as at April 1 | | 1,534,700 | 1,557,082 |
| Surplus arising on revaluation during the year | 5.1.1 | 316,803 | - |
| Transferred to unappropriated profit in respect of incremental depreciation charged during the year | | (22,382) | (22,382) |
| Surplus on revaluation of operating fixed assets as at March 31 | | 1,829,121 | 1,534,700 |
| Less: related deferred tax liability: | | | |
| - at beginning of the year | | 13,919 | 14,520 |
| - on surplus arising on revaluation during the year | | 8,130 | - |
| - on incremental depreciation charged during the year | | (601) | (601) |
| | 19 | 21,448 | 13,919 |
| | | 1,807,673 | 1,520,781 |

## 18. LONG TERM LOAN

| | Note | 2026 | 2025 |
|---|---|---|---|
| | | ---------- (Rupees '000) ---------- | |
| **Secured:** | | | |
| Banking company | 18.2 | 110,827 | 129,223 |
| Modaraba company | 18.3 | 72,399 | 61,955 |
| | 18.1 | 183,226 | 191,178 |
| Current portion | | (35,401) | (30,280) |
| Non-current portion | | 147,825 | 160,898 |

### 18.1 Movement in term loan

| | | |
|---|---|---|
| Opening balance | 191,178 | 185,673 |
| Loan obtained during the year | 49,919 | 33,558 |
| Repaid during the year | (57,871) | (28,053) |
| Closing balance | 183,226 | 191,178 |

18.2 Included herein balance of Rs. 110.827 million (2025: Rs. 129.223 million) represent finance obtained under SBP scheme namely Islamic Refinance for Renewable Energy is secured against charge over complete Solar Equipment Finance under the facility. This facility is subject to markup at the rate SBP base rate + 4%. This loan is repayable in equal quarterly installments upto February 10, 2032.

18.3 Included herein balance of Rs. 72.399 million (2025: Rs. 61.955 million) at year end, for vehicles acquired under Diminishing Musharaka from a modaraba company. The rate of mark-up is (Three Month Kibor + 1%), which ranges from 11.63% to 13.18% (2025: 13.14% to 22.99%) per annum and for the terms upto 5 years.

## 19. DEFERRED LIABILITIES

| | Note | 2026 | 2025 |
|---|---|---|---|
| | | ---------- (Rupees '000) ---------- | |
| Defined benefit obligations | 19.1 | 2,345 | - |
| Deferred taxation - net | 19.2 | - | - |
| | | 2,345 | - |

### 19.1 Defined benefit obligations

| | 2026 | | | 2025 | | |
|---|---|---|---|---|---|---|
| | Exide | ABCL | Total | Exide | ABCL | Total |
| | ---------- (Rupees '000) ---------- | | | ---------- (Rupees '000) ---------- | | |
| Balance at April 1 | (7,691) | (3,120) | (10,811) | - | - | - |
| Charge for the year - net | 7,981 | 435 | 8,416 | - | - | - |
| Other comprehensive income | 3,755 | 985 | 4,740 | - | - | - |
| Balance at March 31 | 4,045 | (1,700) | 2,345 | - | - | - |

19.1.1 The details of defined benefit obligations and the related disclosures are given in note 34 to these unconsolidated financial statements.

19.1.2 Automotive Battery Company Limited (ABCL) was merged with Exide Pakistan Limited (Exide) in accordance with the scheme of amalgamation approved by the High Court of Sindh on March 11, 2009. The said amalgamation was effective from March 31, 2008. However, the resulting amalgamation did not affect the staff retirement funds operated by both the companies as a result of which separate funds are being operated for the employees of both companies.

| 19.2 Deferred taxation - net | Note | 2026 | 2025 |
|---|---|---|---|
| | | ---------- (Rupees '000) ---------- | |
| **Deferred tax liability arising on taxable temporary differences due to:** | | | |
| Accelerated tax depreciation | | **97,980** | 114,586 |
| Revaluation surplus on property, plant and equipment (Routed through OCI) | 17 | **21,448** | 13,919 |
| (Payable) / receivable from / (to) defined benefit plans (Routed through OCI) | 19.2.2 | **(868)** | 4,216 |
| | | **118,560** | 132,721 |
| **Deferred tax assets arising on deductible temporary differences due to:** | | | |
| Provision against slow moving, NRV and obsolete stock-in-trade | | **(21,400)** | (20,472) |
| Provision against slow moving and obsolete stores and spares | | **(7,618)** | (7,307) |
| Provision against doubtful trade debts | | **(114,130)** | (120,299) |
| Long-term investment | | **(83)** | - |
| Provision for Workers' Welfare Fund | | **(17,442)** | - |
| Provision for Workers' Profit Participation Fund | | **(1,191)** | - |
| Provision against battery warranty claims | | **(52,957)** | (74,839) |
| | | **(214,821)** | (222,917) |
| Deferred tax assets un-recognised | | **96,261** | 90,196 |
| **Closing balance** | | **-** | - |

19.2.1 The Company has not recognised the deferred tax assets of Rs. 96.261 million (2025: Rs. 90.196 million) in excess of deferred tax liabilities in accordance with the company accounting policy as stated in note 4.16 to these unconsolidated financial statements.

19.2.2 Includes amount Rs. 1.3 million (2025: Rs. 4.3 million) routed through unconsolidated statement of other comprehensive income.

| 20. TRADE AND OTHER PAYABLES | Note | 2026 | 2025 |
|---|---|---|---|
| | | ---------- (Rupees '000) ---------- | |
| Trade creditors | | **842,102** | 2,245,045 |
| Advance from customers | 20.1 | **229,240** | 231,424 |
| Provision against battery warranty claims | 20.2 | **143,127** | 191,895 |
| Bills payable | | **123,065** | 533,378 |
| Sales tax payable | | **98,699** | 15,778 |
| Withholding tax payable | | **96,474** | 38,950 |
| Accrued liabilities | 20.3 | **66,674** | 129,602 |
| Provision for Workers' Welfare Fund | | **47,141** | 58,856 |
| Payable to provident funds | | **3,346** | 5,112 |
| Royalty payable | | **3,095** | 2,419 |
| Provision for Workers' Profit Participation Fund | 20.4 | **3,219** | 55,964 |
| Book overdraft | | **39** | 21,515 |
| Other payables | | **21,746** | 13,653 |
| | | **1,677,967** | 3,543,591 |

20.1 During the year, the performance obligations underlying the opening contract liability of Rs. 231.424 million were satisfied in full. Accordingly, the said liability was recorded as revenue during the year. Information regarding the timing of satisfaction of performance obligations underlying the closing contract liability of Rs. 229.24 million is not presented since the expected duration of all the contracts entered into with the customers is less than one year.

| | Note | 2026 | 2025 |
|---|---|---|---|
| | | ----------(Rupees '000)---------- | |
| **20.2 Provision against battery warranty claims** | | | |
| Balance at April 1 | | **191,895** | 190,793 |
| Charge for the year | 27 | **494,048** | 852,832 |
| Claims paid during the year | | **(542,816)** | (851,730) |
| Balance at March 31 | 20.2.1 | **143,127** | 191,895 |

20.2.1 The Company recognises the estimated provision to replace products that are still under warranty at the reporting date. The provision for warranty claim is calculated based on past experience / history of level of replacements. The claims are valid for 6 to 12 months warranty.

20.3 This includes an amount of Rs. 9.41 million (2025: Rs. 8.40 million) in respect of employees compensated absences.

| | Note | 2026 | 2025 |
|---|---|---|---|
| | | ----------(Rupees '000)---------- | |
| **20.4 Workers' Profits Participation Fund** | | | |
| Balance at April 1 | | **55,964** | 15,823 |
| Allocation for the year | 30 | **23,219** | 55,964 |
| | | **79,183** | 71,787 |
| Interest on funds utilised in the Company's business | 31 | **2,092** | 3,305 |
| Less: amount paid during the year | | **(78,056)** | (19,128) |
| Balance at March 31 | | **3,219** | 55,964 |

## 21. ACCRUED PROFIT / MARK-UP

| | | |
|---|---|---|
| **Profit accrued on:** | | |
| Running Musharakah | **60,462** | 33,705 |
| Tijarah | **23,637** | 57,774 |
| Istisna | **19,382** | 62,289 |
| | **103,481** | 153,768 |
| **Markup accrued on:** | | |
| Running finance | **62,990** | 38,922 |
| Finance against on trust receipts | **3,089** | - |
| Money market | **444** | - |
| Long term finance | **951** | 1,143 |
| Loan from director | - | 2,509 |
| | **67,474** | 42,574 |
| | **170,955** | 196,342 |

## 22. LOAN FROM DIRECTOR

| | | | |
|---|---|---|---|
| Loan from director - unsecured | 22.1 & 22.2 | **-** | 225,000 |

22.1 Loan from director is unsecured, it is subject to markup at the rate of one month Kibor+1% and is payable on demand. It was obtained for the purpose of meeting working capital requirements. During the year, the loan has been fully repaid.

**22.2 Movement of loan from director**

| | | As at April 1, | Receipts | Repayment | As at March 31, |
|---|---|---|---|---|---|
| | | (Rupees '000) | | | |
| Loan from director | **2026** | **225,000** | - | **(225,000)** | - |
| | 2025 | 240,000 | - | (15,000) | 225,000 |

| | Note | 2026 | 2025 |
|---|---|---|---|
| | | (Rupees '000) | |
| **23. SHORT-TERM BORROWINGS** | | | |
| **From banking companies - secured** | 23.1 | | |
| Running Musharakah | | **310,646** | 600,000 |
| Tijarah | | **1,000,000** | 999,469 |
| Istisna | | **1,499,983** | 1,499,890 |
| Finance against trust receipt | | **118,476** | - |
| Money market | | **170,000** | - |
| | | **3,099,105** | 3,099,359 |
| Running finance | | **1,497,210** | 1,161,752 |
| | | **4,596,315** | 4,261,111 |

**23.1** These facilities, representing Running Musharakah, Istisna, Tijarah, Finance against trust receipt, Money market and Running Finance facilities, are available from certain commercial banks up to Rs. 7,800 million (2025: Rs. 6,300 million) and carry profit / mark-up rates ranging from 11.25% to 14.65% (2025: 11.29% to 22.37%) per annum. At March 31, 2026, unutilised facilities available to the Company aggregated to Rs. 3,203.685 million (2025: Rs. 992.190 million). These facilities are secured by way of pari passu and joint hypothecation charge over the Company's present and future stock-in-trade and trade debts.

## 24. CONTINGENCIES AND COMMITMENTS

### 24.1 Contingencies

**24.1.1** Company received show cause No. DCIR/Unit-2/Audit-I/LTO/KHI/Exide/2016/17 dated July 21, 2022 and DCIR/Unit-4/Audit-I/LTO/KHI/Exide/2016-17 dated November 23, 2022 under section 11(2) of the Sales Tax Act, 1990 for the tax period April 2016 to March 2017. In response, the company, through its advisor, filed a petition in the High Court of Sindh. The case was pending adjudication and the Company's legal counsel is confident that the same would be decided in favour of the Company. During the year the case has been disposed off and no appeal has been filed against the Company.

**24.1.2** Company received show cause No. DCIR/Unit-4/Inadmissible Input/Enf.-I/LTO/2022/909 dated March 24, 2022 under section 11(2) of the Sales Tax Act, 1990 for the tax period July 2020 to November 2021 which stated that the company claimed excess input tax of Rs. 1,129,927,115. In response, the company, through its advisor, filed a petition in the High Court of Sindh. The case was pending adjudication and the Company's legal counsel is confident that the same would be decided in favour of the Company. During the year the case has been disposed off and no appeal has been filed against the Company.

**24.1.3** On April 12, 2021, a notice was received from tax authorities which entailed audit observations pertaining to tax year 2019 and was duly replied by the Company. Consequently, on June 03, 2021, a show cause notice u/s 122(9) of the Income Tax Ordinance (ITO), 2001 for amendment of assessment u/s 122(1)(5) of the ITO,2001 was received seeking reasons for charging certain expenses as allowable tax expenses. In response, the Company, through its tax advisor, filed a petition in High Court of Sindh for a stay order against any coercive measures. The case was pending adjudication and the Company's legal counsel is confident that the same would be decided in favour of the Company. During the year the case has been disposed off and no appeal has been filed against the Company.

**24.1.4** As of year end, several cases filed against the Company before various court of law / tax forums, the amount of which cannot be determined. The management, based on the opinion of its legal counsel, expect that the outcome of all those cases will be in favor of the Company, as they have a reasonable defense in the cases filed. Accordingly, no provision has been made in these unconsolidated financial statement.

| | Note | 2026 | 2025 |
|---|---|---|---|
| | | ----------(Rupees '000)---------- | |

**24.2 Commitments**

**24.2.1 Commitments in respect of:**

| | | | |
|---|---|---|---|
| Letters of credit | | 802,102 | 921,031 |
| Letters of guarantee | | 72,402 | 91,249 |

## 25. SALES - NET

| | | | |
|---|---|---|---|
| Sales | | 26,458,325 | 36,208,658 |
| Less: | | | |
| Sales tax | | 4,046,581 | 5,417,920 |
| Discounts to distributors and customers | | 2,775,047 | 6,895,730 |
| | | 6,821,628 | 12,313,650 |
| Net sales | 25.1 | 19,636,697 | 23,895,008 |

25.1 This includes export sales amounted to Rs. nil (2025: Rs. 54.307 million).

| | Note | 2026 | 2025 |
|---|---|---|---|
| | | ----------(Rupees '000)---------- | |

## 26. COST OF SALES

| | | | |
|---|---|---|---|
| Opening stock of raw material | | 2,401,809 | 2,196,579 |
| Purchases | | 12,798,250 | 18,260,655 |
| | | 15,200,059 | 20,457,234 |
| Closing stock of raw material | | (1,999,107) | (2,401,809) |
| Raw and packing materials consumed | | 13,200,952 | 18,055,425 |
| Salaries, wages and benefits | 26.1 | 1,029,726 | 970,789 |
| Fuel, power and water | | 890,584 | 1,269,551 |
| Spares consumed | | 298,473 | 510,196 |
| Depreciation | 5.1.9 | 183,754 | 170,017 |
| Repairs and maintenance | | 33,588 | 44,166 |
| Insurance | | 23,255 | 24,874 |
| Rent, rates and taxes | 26.2 | 7,069 | 10,305 |
| Amortisation | 6.2 | 1,744 | 1,599 |
| General expenses | | 59,731 | 64,803 |
| Opening stock of work-in-process | | 2,885,535 | 2,440,988 |
| Closing stock of work-in-process | | (2,193,337) | (2,885,535) |
| Cost of goods manufactured | | 16,421,074 | 20,677,178 |
| Opening stock of finished goods | | 1,882,278 | 1,230,749 |
| | | 18,303,352 | 21,907,927 |
| Closing stock of finished goods | | (1,400,497) | (1,882,278) |
| | | 16,902,855 | 20,025,649 |

26.1 Salaries, wages and benefits include Rs 8.90 million (2025: Rs 6.58 million) in respect of staff retirement benefits.

26.2 The Company has a tenancy agreement with two related parties namely Zaver Enterprises and Hassan Ali Sons (Pvt) Ltd. Rent has been charged during this year in respect of these properties.

## 27. SELLING AND DISTRIBUTION EXPENSES

| | Note | 2026 | 2025 |
|---|---|---|---|
| | | ----------(Rupees '000)---------- | |
| Battery warranty charge | 20.2 | **494,048** | 852,832 |
| Carriage and forwarding | | **300,567** | 375,795 |
| Salaries, wages and benefits | 27.1 | **210,662** | 178,729 |
| Advertising and promotion | | **104,453** | 144,251 |
| Travelling, conveyance and entertainment | | **45,443** | 41,710 |
| Rent, rates and taxes | | **42,829** | 37,351 |
| Depreciation | 5.1.9 | **21,361** | 14,245 |
| Insurance | | **19,368** | 29,781 |
| Repairs and maintenance | | **7,016** | 2,099 |
| Batteries damaged in transit | | **4,913** | 1,735 |
| Royalty | 27.2 | **3,095** | 2,419 |
| Printing and stationery | | **1,599** | 1,615 |
| Postage, telegram, telephone and telex | | **2,341** | 3,216 |
| Amortisation | 6.2 | **153** | 140 |
| Miscellaneous expenses | | **16,539** | 16,388 |
| | | **1,274,387** | 1,702,306 |

**27.1** Salaries, wages and benefits include Rs 2.21 million (2025: Rs 1.63 million) in respect of staff retirement benefits.

**27.2** Royalty is paid by the Company to The Furukawa Battery Company Limited, Japan, having its registered office at 4-1, Hoshikawa 2-Chome, Hodogaya-Ku, Yokohama-Shi, Kanagawa-Ken, Japan, and has been computed in accordance with the provisions of the agreements between The Furukawa Battery Company Limited, Japan and Exide Pakistan Limited.

## 28. ADMINISTRATION AND GENERAL EXPENSES

| | Note | 2026 | 2025 |
|---|---|---|---|
| | | ----------(Rupees '000)---------- | |
| Salaries, wages and benefits | 28.1 | **173,599** | 165,793 |
| Travelling, conveyance and entertainment | | **29,722** | 29,920 |
| Depreciation | 5.1.9 | **15,587** | 15,063 |
| Legal and professional charges | | **15,418** | 23,849 |
| Repairs and maintenance | | **9,753** | 7,555 |
| Insurance | | **8,036** | 8,815 |
| Printing and stationery | | **2,176** | 3,933 |
| Communication and postage | | **1,937** | 2,449 |
| Amortisation | 6.2 | **144** | 132 |
| General expenses | | **14,804** | 15,711 |
| | | **271,176** | 273,220 |

**28.1** Salaries, wages and benefits include Rs 2.10 million (2025: Rs 1.51 million) in respect of staff retirement benefits.

## 29. OTHER INCOME

| | Note | 2026 | 2025 |
|---|---|---|---|
| | | ----------(Rupees '000)---------- | |
| **Income from financial assets:** | | | |
| Profit on margin deposits | | **33** | 669 |
| Profit on dividend account | | **41** | 214 |
| | | **74** | 883 |
| **Income from non-financial assets:** | | | |
| Gain on disposal of property, plant and equipment | | **3,257** | 457 |
| Scrap sales | | **191** | - |
| Reversal of slow moving and obsolete stores and spares | 10.1 | **-** | 2,172 |
| | | **3,448** | 2,629 |
| | | **3,522** | 3,512 |

## 30. OTHER OPERATING CHARGES

| | | 2026 | 2025 |
|---|---|---|---|
| | | ----------(Rupees '000)---------- | |
| Workers' Profits Participation Fund | 20.4 | **23,219** | 55,964 |
| Workers' Welfare Fund | | **10,256** | 22,050 |
| Exchange loss - net | | **9,726** | 5,821 |
| Provision against slow moving and obsolete stock-in-trade- net | 11.2 | **5,345** | 5,439 |
| Auditors' remuneration | 30.1 | **3,706** | 3,579 |
| Provision against slow moving and obsolete stores and spares | 10.1 | **1,854** | - |
| Donations | 30.2 | **780** | 780 |
| | | **54,886** | 93,633 |

### 30.1 Auditors' remuneration

| | | | |
|---|---|---|---|
| Annual Audit of financial statement | | | |
| - standalone | 30.1.1 | **2,327** | 2,218 |
| - consolidation | | **191** | 182 |
| Fee for the review of half yearly financial statements | | **581** | 553 |
| CCG and other certifications | | **177** | 169 |
| Out of pocket expenses | | **430** | 457 |
| | | **3,706** | 3,579 |

30.1.1 Included herein Rs. 0.041 million (2025: Rs. 0.040 million) for services rendered with respect to audit of Worker's Profit Participation Fund carried out by another firm of chartered accountants.

30.2 During the year the Company has donated Rs. 0.78 million (2025: Rs. 0.78 million) to the Kidney Centre Post Graduate Training Institute and no donation were made to any donee in which the Company or a director or his spouse had any interest.

## 31. FINANCE COST

| | 2026 | 2025 |
|---|---|---|
| | ----------(Rupees '000)---------- | |
| Profit on short-term running musharakah | **286,317** | 106,397 |
| Mark-up on short-term running finance | **161,779** | 187,009 |
| Profit on short-term tijarah | **128,779** | 223,158 |
| Profit on short-term istisna | **107,597** | 162,028 |
| Profit on long-term loan | **12,296** | 15,024 |
| Money market | **10,426** | - |
| Finance against on trust receipts | **9,175** | - |
| Bank charges | **4,797** | 8,064 |
| Mark-up on loan from director | **3,380** | 26,080 |
| Interest on WPPF | **2,092** | 3,305 |
| | **726,638** | 731,065 |

## 32. LEVIES AND TAXATION

| | | |
|---|---|---|
| Levies and taxes | **(21,399)** | 426,824 |

### 32.1 REVENUE TAXES

| | | |
|---|---|---|
| - Minimum taxes | **106,462** | - |

32.1.1 This represent provision for minimum tax under section113 of the Income Tax Ordinance, 2001. The provision for minimum tax has been recognised as levies in these financial statements as per the requirements of IFRIC 21 / IAS 37 and guide on IAS 12 issued by ICAP.

| 32.2 Income tax - net | 2026 | 2025 |
|---|---|---|
| | ----------(Rupees '000)---------- | |
| Current | | |
| - for the year | 177,347 | 423,151 |
| - for prior years | (295,141) | - |
| | (117,794) | 423,151 |
| Deferred - net | (10,067) | 3,673 |
| | (127,861) | 426,824 |

### 32.3 Relationship between tax expense and accounting profit

The numerical reconciliation between tax expense and the product of accounting profit multiplied by the applicable tax rate as required by IAS 12 'Income Taxes' has not been presented in these financial statements since Company's income subject to taxation under the normal tax regime has attracted the provisions of section 113 of the Income Tax Ordinance, 2001 (Minimum tax).

## 33. EARNINGS PER SHARE (EPS)

Earnings per share has been computed by dividing profit after taxation for the year by the weighted average number of shares outstanding during the year as follows:

| | 2026 | 2025 |
|---|---|---|
| | ----------(Rupees '000)---------- | |
| Profit after taxation attributable to ordinary shareholders | 431,676 | 614,436 |
| | --------- (Number of shares) --------- | |
| Weighted average number of ordinary shares outstanding during the year | 7,768,618 | 7,768,618 |
| | ---------- (Rupees) ---------- | |
| Earnings per share | 55.57 | 79.09 |

33.1 A diluted earnings per share has not been presented as the Company does not have any convertible instruments in issue as at March 31, 2026 and 2025 which would have any effect on the earnings per share if the option to convert is exercised.

## 34. DEFINED BENEFIT AND DEFINED CONTRIBUTION PLANS

### 34.1 Defined benefit plan - Staff retirement gratuity plan

As mentioned in note 4.13, the Company operates an approved funded gratuity plan covering all eligible employees. The latest actuarial valuation of the plan has been carried out as at March 31, 2026 and expense and remeasurement gain / loss has been recorded based on this latest actuarial valuation report. Presently, separate funds are operating for the employees of Exide Pakistan Limited (Exide) and Automotive Battery Company Limited (ABCL) respectively as permitted under the scheme of amalgamation.

### Principal actuarial assumptions

The following significant assumptions have been used for valuation of this scheme.

| | | 2026 | | 2025 | |
|---|---|---|---|---|---|
| | | Exide | ABCL | Exide | ABCL |
| i) | Valuation discount rate | 12.50% | 12.50% | 12.50% | 12.50% |
| ii) | Salary increase rate | 13.70% | 13.70% | 13.50% | 13.50% |
| iii) | Expected rate of return on plan assets | 12.50% | 12.50% | 12.50% | 12.50% |

iv) Assumptions regarding future mortality are based on actuarial advice in accordance with published statistics and experience in Pakistan. The rates assumed are based on the adjusted SLIC 2001 - 2005 mortality tables with one year age set back.

The gratuity scheme exposes the entity to the following risks:

### Mortality risks

The risk that the actual mortality experience is different. The effect depends on the beneficiaries' service / age distribution and the benefit.

### Investment risks

The risk of the investment underperforming and not being sufficient to meet the liabilities. This is managed by formulating proper investment plans.

### Final salary risks

The risk that the final salary at the time of cessation of service is higher than what was assumed. Since the benefit is calculated on the final salary, the benefit amount increases similarly.

### Risk of insufficiency of assets

This is managed by making regular contribution to the Fund as advised by the actuary.

### Withdrawal risk

The risk of actual withdrawals varying with the actuarial assumptions can impose a risk to the benefit obligation. The movement of the liability can go either way.

### 34.2 The amount recognised in the unconsolidated statement of financial position is determined as follows:

| | | 2026 | | | 2025 | | |
|---|---|---|---|---|---|---|---|
| | | Exide | ABCL | Total | Exide | ABCL | Total |
| | Note | (Rupees '000) | | | | | |
| Present value of defined benefit obligation | 34.4 | 66,686 | 3,627 | 70,313 | 58,337 | 3,299 | 61,636 |
| Less: fair value of plan assets | 34.4 | (62,641) | (5,327) | (67,968) | (66,028) | (6,419) | (72,447) |
| | | 4,045 | (1,700) | 2,345 | (7,691) | (3,120) | (10,811) |

## 34.3 Plan assets comprise of the following:

| | 2026 | | | |
|---|---|---|---|---|
| | (Rupees '000) | Percentage composition | (Rupees '000) | Percentage composition |
| | EXIDE | | ABCL | |
| Debt instruments: | | | | |
| Pakistan Investment Bonds / Treasury bills | 3,981 | 6.4% | - | 0.0% |
| Term Finance Certificate - Quoted investment | 2,076 | 3.3% | - | 0.0% |
| Mutual funds | 54,837 | 87.5% | 4,453 | 83.6% |
| Equity instruments - Quoted investment | 718 | 1.2% | 637 | 12.0% |
| Cash at bank | 1,029 | 1.6% | 237 | 4.5% |
| | 62,641 | 100% | 5,327 | 100% |

| | 2025 | | | |
|---|---|---|---|---|
| | (Rupees '000) | Percentage composition | (Rupees '000) | Percentage composition |
| | EXIDE | | ABCL | |
| Debt instruments | | | | |
| Pakistan Investment Bonds / Treasury bills | 4,908 | 7.4% | - | 0.0% |
| Term Finance Certificate - Quoted investment | 2,407 | 3.7% | - | 0.0% |
| Mutual funds | 57,710 | 87.4% | 3,083 | 48.0% |
| Equity instruments - Quoted investment | 618 | 0.9% | 548 | 8.5% |
| Cash at bank | 385 | 0.6% | 2,788 | 43.4% |
| | 66,028 | 100% | 6,419 | 100% |

## 34.4 Movement in Defined benefit obligation / (Plan Assets)

| | 2026 | | | | | | |
|---|---|---|---|---|---|---|---|
| | Present value of obligation | Fair value of plan assets | Sub-total | Present value of obligation | Fair value of plan assets | Sub-total | Total |
| | Exide | | | ABCL | | | |
| | (Rupees in '000) | | | | | | |
| As at April 1 | 58,337 | (66,028) | (7,691) | 3,299 | (6,419) | (3,120) | (10,811) |
| Current service cost | 9,162 | - | 9,162 | 197 | - | 197 | 9,359 |
| Interest expense / (income) | 6,719 | (7,900) | (1,181) | 355 | (745) | (390) | (1,571) |
| Fund management expenses | - | - | - | - | 628 | 628 | 628 |
| | 74,218 | (73,928) | 290 | 3,851 | (6,536) | (2,685) | (2,395) |
| Remeasurements: | | | | | | | |
| - Experience adjustment | (2,417) | 5,638 | 3,221 | 656 | 290 | 946 | 4,167 |
| - Financial assumptions | 525 | - | 525 | 39 | - | 39 | 564 |
| - Demographic assumptions | 9 | - | 9 | - | - | - | 9 |
| Benefit payments | (5,649) | 5,649 | - | (919) | 919 | - | - |
| As at March 31 | 66,686 | (62,641) | 4,045 | 3,627 | (5,327) | (1,700) | 2,345 |

| | 2025 | | | | | | |
|---|---|---|---|---|---|---|---|
| | Present value of obligation | Fair value of plan assets | Sub-total | Present value of obligation | Fair value of plan assets | Sub-total | Total |
| | Exide | | | ABCL | | | |
| | (Rupees in '000) | | | | | | |
| As at April 1 | 48,237 | (53,346) | (5,109) | 2,656 | (5,344) | (2,688) | (7,797) |
| Current service cost | 8,381 | - | 8,381 | 147 | - | 147 | 8,528 |
| Interest expense / (income) | 6,610 | (7,641) | (1,031) | 398 | (802) | (404) | (1,435) |
| | 63,228 | (60,987) | 2,241 | 3,201 | (6,146) | (2,945) | (704) |
| Remeasurements: | | | | | | | |
| - Experience adjustment | (3,937) | (9,854) | (13,791) | (120) | (273) | (393) | (14,184) |
| - Financial assumptions | 4,350 | - | 4,350 | 281 | - | 281 | 4,631 |
| - Demographic assumptions | (491) | - | (491) | (63) | - | (63) | (554) |
| Benefit payments | (4,813) | 4,813 | - | - | - | - | - |
| As at March 31 | 58,337 | (66,028) | (7,691) | 3,299 | (6,419) | (3,120) | (10,811) |

34.5 Based on the un-audited financial information of the provident and gratuity funds ('the Funds') as at March 31, 2026, investments by the provident and gratuity fund have been made in accordance with the provisions of section 218 of the Companies Act, 2017, and the conditions specified thereunder.

34.6 Maturity profile of the defined benefit obligation

Weighted average duration of defined benefit obligation is 4.66 years (2025: 4.59 years)

34.7 Charge for defined benefit plan

| | 2026 | | | 2025 | | |
|---|---|---|---|---|---|---|
| | Exide | ABCL | Total | Exide | ABCL | Total |
| | (Rupees '000) | | | | | |
| Current service cost | 9,162 | 197 | 9,359 | 8,381 | 147 | 8,528 |
| Interest expense on DBO | 6,719 | 355 | 7,074 | 6,610 | 398 | 7,008 |
| Expected return on plan assets | (7,900) | (745) | (8,645) | (7,641) | (802) | (8,443) |
| Fund management expenses | - | 628 | 628 | - | - | - |
| | 7,981 | 435 | 8,416 | 7,350 | (257) | 7,093 |

34.8 The sensitivities of the defined benefit obligation to changes in the weighted principal assumptions are as under:

| | 2026 | | | | | |
|---|---|---|---|---|---|---|
| | Impact on defined benefit obligation - Increase / (decrease) | | | Impact on defined benefit obligation - Increase / (decrease) | | |
| | Change in assumption | Increase in assumption | Decrease in assumption | Change in assumption | Increase in assumption | Decrease in assumption |
| | Exide | | | ABCL | | |
| | in percentage | (Rupees in '000) | | in percentage | (Rupees in '000) | |
| Discount rate | 1.0% | 63,792 | 69,875 | 1.0% | 3,402 | 3,883 |
| Salary increase rate | 1.0% | 69,998 | 63,631 | 1.0% | 3,859 | 3,422 |
| Withdrawal rate | 10.0% | 66,489 | 66,906 | 10.0% | 3,624 | 3,631 |

| | Increase by 1 year in assumption | Decrease by 1 year in assumption | Increase by 1 year in assumption | Decrease by 1 year in assumption |
|---|---|---|---|---|
| | Exide | | ABCL | |
| | (Rupees '000) | | | |
| Life expectancy | 66,692 | 66,680 | 3,626 | 3,627 |

| | 2025 | | | | | |
|---|---|---|---|---|---|---|
| | Impact on defined benefit obligation - Increase / (decrease) | | | Impact on defined benefit obligation - Increase / (decrease) | | |
| | Change in assumption | Increase in assumption | Decrease in assumption | Change in assumption | Increase in assumption | Decrease in assumption |
| | Exide | | | ABCL | | |
| | in percentage | (Rupees in '000) | | in percentage | (Rupees in '000) | |
| Discount rate | 1.0% | 55,878 | 61,046 | 1.0% | 3,143 | 3,476 |
| Salary increase rate | 1.0% | 61,128 | 55,762 | 1.0% | 3,443 | 3,173 |
| Withdrawal rate | 10.0% | 58,221 | 58,468 | 10.0% | 3,301 | 3,298 |

| | Increase by 1 year in assumption | Decrease by 1 year in assumption | Increase by 1 year in assumption | Decrease by 1 year in assumption |
|---|---|---|---|---|
| | Exide | | ABCL | |
| | (Rupees '000) | | | |
| Life expectancy | 58,340 | 58,334 | 3,299 | 3,300 |

Analysis of the above sensitivities are based on a change in an assumption while holding all other assumptions constant. When calculating the sensitivity of the defined benefit obligation to significant actuarial assumptions the same method (present value of the defined benefit obligation calculated with the projected unit credit method at the end of the reporting period) has been applied as when calculating the gratuity liability recognised within the unconsolidated statement of financial position.

34.9 Expected maturity analysis of undiscounted defined benefit obligation for the gratuity scheme is as follows:

| As at March 31, 2026 | Less than a year | Between 1-2 years | Between 2-5 years | Over 5 years | Total |
|---|---|---|---|---|---|
| | (Rupees '000) | | | | |
| Exide Pakistan Limited | 13,643 | 11,898 | 24,753 | 101,710 | **152,004** |
| Automotive Batteries Company Limited | 480 | 150 | 2,094 | 9,521 | **12,245** |
| Total | 14,123 | 12,048 | 26,847 | 111,231 | **164,249** |

34.10 Funding levels are monitored on an annual basis and are based on actuarial recommendations. Gratuity cost comprising the service cost and the net interest income for the next year works out to Rs. 9.30 million and by Rs. 0.041 million for Exide and ABCL respectively as per the actuarial valuation report of the Company as of March 31, 2026.

34.11 The disclosures made in notes 34.1 to 34.10 are based on the information included in the actuarial valuation report of the Company as of March 31, 2026.

34.12 **Defined contribution plan - provident fund**

An amount of Rs 16.93 million (2025: Rs 15.33 million) has been charged during the year in respect of contributory provident fund maintained by the Company.

## 35. REMUNERATION OF CHIEF EXECUTIVE, DIRECTORS AND EXECUTIVES

35

| | Chief Executive Officer | | Directors | | Executives | | Total | |
|---|---|---|---|---|---|---|---|---|
| | 2026 | 2025 | 2026 | 2025 | 2026 | 2025 | 2026 | 2025 |
| | (Rupees '000) | | | | | | | |
| Managerial remuneration | **5,609** | 4,998 | **9,698** | 8,656 | **51,551** | 51,311 | **66,858** | 64,965 |
| Annual bonus | **-** | - | **-** | - | **3,473** | 4,000 | **3,473** | 4,000 |
| Leave pay | **208** | 208 | **361** | 325 | **1,368** | 1,753 | **1,937** | 2,286 |
| Housing, utilities and reimbursable expenses | **1,268** | 1,289 | **1,126** | 1,027 | **36,018** | 38,086 | **38,412** | 40,402 |
| Medical expenses | **561** | 500 | **970** | 866 | **5,155** | 5,131 | **6,686** | 6,497 |
| Defined benefit plan | **-** | - | **-** | - | **1,209** | 1,124 | **1,209** | 1,124 |
| Defined contribution plan | **-** | - | **-** | - | **2,901** | 2,697 | **2,901** | 2,697 |
| | **7,646** | 6,995 | **12,155** | 10,874 | **101,675** | 104,102 | **121,476** | 121,971 |
| **Number of persons** | **1** | 1 | **1** | 1 | **17** | 17 | **19** | 19 |

35.1 The chief executive and directors are provided with free use of the Company maintained cars and residential telephones in accordance with their entitlement. Certain executives are also provided with the Company maintained cars as per company policy.

35.2 **Remuneration to other directors**

Aggregate amount charged in the unconsolidated financial statements for fee to directors was Rs. 0.2 million (2025: Rs. 0.2 million).

## 36. TRANSACTIONS WITH RELATED PARTIES

Related parties include subsidiary company, entities under common directorship, directors, major shareholders, key management personnel and retirement benefit funds. Transactions with related parties essentially entail rent expense, transactions with key management personnel and amounts charged to benefit and contribution plans. Details of transactions with related parties and the balances with them as at year end other than those which have been disclosed else where are as follows:

| | Subsidiary company | | Key management personnel | | Other related parties | |
|---|---|---|---|---|---|---|
| | 2026 | 2025 | 2026 | 2025 | 2026 | 2025 |
| | (Rupees '000) | | | | | |
| - Sales | - | - | - | 2,683 | - | - |
| - Salaries | - | - | **37,869** | 44,430 | - | - |
| - Rent expense | - | - | **5,400** | 5,400 | - | - |
| - Repayment of loan | - | - | **225,000** | 15,000 | - | - |
| - Defined benefit plan - post employment benefits | - | - | **327** | 452 | - | - |
| - Defined contribution plan | - | - | **785** | 1,085 | - | - |
| Expenses charged | **6** | 5 | - | - | - | - |
| Expenses charged in respect of staff contribution plan | - | - | - | - | **16,931** | 15,336 |
| Expenses charged in respect of staff defined benefit plan | - | - | - | - | **7,788** | 7,093 |

36.1 Following are the related parties with whom the Company had entered into transactions or have arrangement / agreement in place:

| S. No. | Related party name | Basis of association | Aggregate % of shareholding |
|---|---|---|---|
| 1 | Chloride Pakistan (Private) Limited | Subsidiary company | 100% |
| 2 | Zaver Enterprises | Common control | N/A |
| 3 | Hassan Ali Sons (Private) Limited | Common control | N/A |
| 4 | SSFR (Private) Limited | Common control | N/A |
| 5 | Altaf Hashwani | Directorship | N/A |
| 6 | Arif Hashwani | Directorship | N/A |
| 7 | Hussain Hashwani | Directorship | N/A |
| 8 | Staff Contribution Plan | Others | N/A |
| 9 | Staff Defined Benefit Plan | Others | N/A |

36.2 Consideration for services is determined with mutual agreement considering the level of services provided. All transactions with related parties executed into at agreed terms, duly approved by the Board of directors of the Company. Particulars of remuneration of Chief Executive, Directors and Executives are disclosed in note 35 to these unconsolidated financial statements.

36.3 Key management personnel are those persons having authority and responsibility for planning, directing and controlling the activities of the entity. The Company considers all members of its management team, including the Chief Executive Officer and the Directors to be key management personnel.

36.4 Particulars of transactions with staff retirement benefit plans are disclosed in note 34 to these unconsolidated financial statements.

## 37. PRODUCTION CAPACITY

The actual production capacity of the battery plant cannot be determined as it depends on the proportion of different types of batteries produced which varies in relation to the consumer demand. The actual production during the year was according to market demand. The installed capacity of the chemical plants is 33,000 MT (2025: 33,000 MT) per annum whereas actual production during the year was 24,247 MT (2025: 27,375 MT).

## 38. CASH GENERATED FROM OPERATIONS

| | Note | 2026 | 2025 |
|---|---|---|---|
| | | --------- (Rupees '000) --------- | |
| Profit before taxation | | **410,277** | 1,041,260 |
| ***Adjustments:*** | | | |
| Depreciation | 5.1.9 | **220,702** | 199,325 |
| Amortisation | 6 | **2,041** | 1,871 |
| Realised exchange loss | 30 | **9,950** | 6,478 |
| Unrealised exchange gain | 30 | **(224)** | (657) |
| Gain on disposal of property, plant and equipment | 29 | **(3,257)** | (457) |
| Provision / (reversal) against slow moving and obsolete stores and spares | 29 | **1,854** | (2,172) |
| Allowance for expected credit losses - net | | **-** | 31,387 |
| Provision against slow moving, NRV and obsolete stock-in-trade - net | 30 | **5,345** | 5,439 |
| Provision for battery warranty claims | 20 | **494,048** | 852,832 |
| Net charge of gratuity provision | 34.7 | **13,156** | (3,014) |
| Provision for Workers Welfare Fund | 30 | **10,256** | 22,050 |
| Provision for Workers Profit Participation Fund | 30 | **25,311** | 59,269 |
| Finance cost | 31 | **726,638** | 731,065 |
| Capital work in progress expensed out | 5.1.3.1 | **39** | - |
| Interest income | 29 | **(74)** | (883) |
| Working capital changes | 38.1 | **39,061** | (1,668,426) |
| | | **1,955,123** | 1,275,367 |

### 38.1 Working capital changes

| | | |
|---|---|---|
| **(Increase) / decrease in current assets** | | |
| Stores and spares | **(42,812)** | (15,446) |
| Stock-in-trade | **1,576,681** | (1,301,306) |
| Trade debts | **230,221** | 263,545 |
| Loans and advances | **21,748** | (28,005) |
| Trade deposits, prepayments and other receivables | **(6,131)** | 250,966 |
| Sales tax refundable | **-** | 119,940 |
| | **1,779,707** | (710,306) |
| **Increase / (decrease) in current liabilities** | | |
| Trade and other payables | **(1,823,567)** | (973,898) |
| Sales tax payable | **82,921** | 15,778 |
| | **39,061** | (1,668,426) |

### 38.2 Reconciliation of liabilities arising from financing activities

| | As at March 31, 2025 | Non-cash changes | Cash flows | As at March 31, 2026 |
|---|---|---|---|---|
| | (Rupees '000) | | | |
| Short term borrowing | 3,099,359 | - | (254) | 3,099,105 |
| Long term loan | 191,178 | - | (7,952) | 183,226 |
| Loan from director | 225,000 | - | (225,000) | - |
| Total liabilities from financing activities | 3,515,537 | - | (233,206) | 3,282,331 |

## 39. CASH AND CASH EQUIVALENTS

Cash and cash equivalents included in the statement of cash flows comprise of the following unconsolidated statement of financial position amounts:

| | Note | 2026 | 2025 |
|---|---|---|---|
| | | (Rupees '000) | |
| Cash and bank balances | 15 | 18,448 | 108,873 |
| Short-term borrowings | 23 | (1,497,210) | (1,161,752) |
| Book overdraft | 20 | (39) | (21,515) |
| | | (1,478,801) | (1,074,394) |

## 40. FINANCIAL INSTRUMENTS BY CATEGORY

### 40.1 Financial assets and financial liabilities

| | 2026 | 2025 |
|---|---|---|
| | (Rupees '000) | |
| **Financial assets at amortised cost** | | |
| Long-term deposits | 57,073 | 40,735 |
| Trade debts | 3,876,783 | 4,107,004 |
| Trade deposits and other receivables | 12,534 | 10,475 |
| Cash and bank balances | 18,448 | 108,873 |
| | 3,964,838 | 4,267,087 |
| **Financial liabilities at amortised cost** | | |
| Trade and other payables | 1,060,067 | 2,950,724 |
| Unclaimed dividend | 8,068 | 6,332 |
| Accrued profit / mark-up | 170,955 | 196,342 |
| Long term loan | 183,226 | 191,178 |
| Loan from Director | - | 225,000 |
| Short-term borrowings | 4,596,315 | 4,261,111 |
| | 6,018,631 | 7,830,687 |

## 41. FINANCIAL RISK MANAGEMENT OBJECTIVES AND POLICIES

The Company's activities are exposed to a variety of financial risks namely credit risk, liquidity risk and market risk. The Company finances its operations through equity, borrowings and management of working capital with a view to monitor an appropriate mix between various sources of finance to minimise risk. The Company has established adequate procedures to manage each of these risks as explained below:

## 41.1 Credit risk

Credit risk is the risk which arises with the possibility that one party to a financial instrument will fail to discharge its obligation and cause the other party to incur a financial loss. The Company attempts to control credit risk by monitoring credit exposures, limiting transactions with specific counterparties and continually assessing the creditworthiness of counterparties.

**Concentration of credit risk**

Concentration of credit risk arises when a number of counterparties are engaged in similar business activities or have similar economic features that would cause their ability to meet contractual obligations to be similarly affected by changes in economic, political or other conditions. Concentrations of credit risk indicate the relative sensitivity of the Company's performance to developments affecting a particular industry.

Credit risk arises from bank balances and credit exposures to customers, including trade debts. The financial assets of the Company that are subject to credit risk amounted to Rs. 4,203.38 million (2025: Rs. 5,570.96 million).

For trade debts, individual credit limits are assigned to customers keeping in view their payment history, financial position, past experience and other factors. The utilisation of credit limits is regularly monitored. The concentration of credit risk lies in the top 15 (2025: 15) customers which constitute 52% (2025: 65%) of the Company's trade debts.

The breakup of gross amounts due from customers is presented below:

| | Note | 2026 | 2025 |
|---|---|---|---|
| | | ----------(Rupees '000)--------- | |
| **Due from customers** | | | |
| Direct customers | | **610** | 782 |
| Distributors | | **4,184,633** | 4,414,682 |
| | 12 | **4,185,243** | 4,415,464 |

Out of Rs 4,185 million (2025: Rs 4,415 million), the Company has provided Rs. 308.46 million (2025: Rs 308.46 million) as amounts being doubtful.

41.1.1 To minimize its exposure to credit risk, the Company maintains its cash balances only with banks with high quality credit worthiness. As of the reporting date, the external credit ratings of the Company's major bankers were as follows:

| Bank Name | Credit Rating Agency | Rating | |
|---|---|---|---|
| | | Short term | Long term |
| Al Baraka Bank | PACRA | A1 | A+ |
| Allied Bank Limited | PACRA | A1+ | AAA |
| Bank Alfalah Limited | PACRA | A1+ | AAA |
| Bank Islami Pakistan Limited | PACRA | A1 | AA- |
| Dubai Islamic Bank Pakistan Limited | JCR-VIS | A1+ | AA |
| Faysal Bank Limited | PACRA | A1+ | AA+ |
| Habib Bank Limited | JCR-VIS | A1+ | AAA |
| Habib Metro Politan Bank Limited | PACRA | A1+ | AA+ |
| Js Bank Limited (JSB) | PACRA | A1+ | AA |
| MCB Bank Limited | JCR-VIS | A1+ | AAA |
| Meezan Bank Limited | JCR-VIS | A1+ | AAA |
| National Bank of Pakistan | PACRA | A1+ | AAA |
| Pak Kuwait Investment Company Limited | PACRA | A1+ | AAA |
| Soneri Bank Limited | PACRA | A1+ | AA- |
| Standard Chartered Bank (Pakistan) Limited | PACRA | A1+ | AAA |
| The Bank of Khyber | PACRA | A1 | A+ |
| The Bank of Punjab | PACRA | A1+ | AA+ |
| United Bank Limited | JCR-VIS | A1+ | AAA |

### 41.2 Liquidity risk

Liquidity risk is the risk that the Company will not be able to meet it's financial obligations as they fall due.

Prudent liquidity risk management implies maintaining sufficient cash and bank balances and availability of funding through an adequate amount of committed credit facilities. The Company aims to maintain flexibility in funding by keeping committed credit lines open.

The maturity profile of the Company's liabilities based on contractual maturities is disclosed in note 41.3.2 of these unconsolidated financial statements.

### 41.3 Market Risk

Market risk is the risk that the fair value or future cash flows of a financial instrument will fluctuate because of changes in market prices. Market risk comprises of foreign currency risk, interest rate risk and other price risks.

#### 41.3.1 Foreign currency risk

Foreign currency risk arises mainly where receivables and payables exist due to transactions entered into in foreign currencies. The Company primarily has foreign currency exposures in US Dollars, Japanese Yen and Chinese Yuan. The Company manages its exposures against foreign exchange risk by entering into foreign exchange contracts where considered necessary. The details of balances are as follows:

| | 2026 | 2025 |
|---|---|---|
| | --------- (Amount' 000) --------- | |
| **Bills payable** | | |
| US Dollar | 121,723 | 1,739 |
| Japanese Yen | - | 11,876 |
| Chinese Yuan | 1,056 | 205 |
| Great British Pound | - | 36 |
| Euro | - | 9 |

As at March 31, 2026, if the Pakistan Rupee had weakened / strengthened by 1% against US Dollar, Japanese Yen, Great British Pound and Euro with all other receivables held constant, profit before taxation for the year would have been lower / higher by Rs 10.47 million (2025: Rs 10.23 million).

#### 41.3.2 Interest rate risk

Interest rate risk is the risk that the fair value or future cash flows of a financial instrument will fluctuate because of changes in market interest rates.

**Sensitivity analysis for variable rate instruments**

Presently, the Company has KIBOR based short-term and long term borrowings from certain banks that expose the Company to cash flow interest rate risk. In case of increase / decrease in KIBOR by 100 basis points on March 31, 2026, with all other variables held constant, the net assets and loss before taxation for the year would have been lower / higher by Rs. 46.63 million (2025: Rs. 55.89 million).

The movement in liability under short-term borrowings and KIBOR rates are expected to change over time. Therefore, the sensitivity analysis prepared as at March 31, 2026 is not necessarily indicative of the effect on the Company's net assets due to future movement in interest rates.

Sensitivity to interest / mark-up rate risk arises from mismatches of financial assets and financial liabilities that mature or reprice in a given period. The Company manages these mismatches through risk management strategies where significant changes in gap position can be adjusted.

The company is exposed to interest / mark-up rate risk in respect of the following:

| | 2026 | | | | | | | |
|---|---|---|---|---|---|---|---|---|
| | Effective interest rate (in percentage) | Interest / mark-up bearing | | | Non Interest / mark-up bearing | | | Total |
| | | Maturity up to one year | Maturity after one year | Sub-total | Maturity upto one year | Maturity after one year | Sub-total | |
| | | (Rupees '000) | | | | | | |
| **On balance sheet financial instruments** | | | | | | | | |
| **Financial assets** | | | | | | | | |
| **Amortised cost** | | | | | | | | |
| Loans and advances | | - | - | - | - | 2,033 | 2,033 | 2,033 |
| Long-term deposits | | - | - | - | - | 57,073 | 57,073 | 57,073 |
| Trade receivables | | - | - | - | 3,876,783 | - | 3,876,783 | 3,876,783 |
| Trade deposits and other receivables | | - | - | - | 12,534 | - | 12,534 | 12,534 |
| Cash and bank balances | 2.32% to 5.14% | 5,262 | - | 5,262 | 13,186 | - | 13,186 | 18,448 |
| | | 5,262 | - | 5,262 | 3,902,503 | 59,106 | 3,961,609 | 3,966,871 |
| **Financial liabilities** | | | | | | | | |
| **Financial liabilities at amortised cost** | | | | | | | | |
| Trade and other payables | | - | - | - | 1,060,067 | - | 1,060,067 | 1,060,067 |
| Unclaimed dividend | | - | - | - | 8,068 | - | 8,068 | 8,068 |
| Accrued profit / mark-up | | - | - | - | 170,955 | - | 170,955 | 170,955 |
| Long term loan | SBP rate + 4 and 3 Month Kibor +1% | 35,401 | 147,825 | 183,226 | - | - | - | 183,226 |
| Short-term borrowings | 11.25% to 14.65% | 4,596,315 | - | 4,596,315 | - | - | - | 4,596,315 |
| | | 4,631,716 | 147,825 | 4,779,541 | 1,239,090 | - | 1,239,090 | 6,018,631 |
| **On balance sheet gap** | | (4,626,454) | (147,825) | (4,774,279) | 2,663,413 | 59,106 | 2,722,519 | (2,051,760) |
| **Off-balance sheet financial instruments** | | | | | | | | |
| Commitments in respect of | | | | | | | | |
| letter of credit | | - | - | - | 1,163,319 | - | 1,163,319 | 1,163,319 |
| Outstanding bank guarantees | | - | - | - | 104,453 | - | 104,453 | 104,453 |
| | | - | - | - | 1,267,772 | - | 1,267,772 | 1,267,772 |

| | 2025 | | | | | | | |
|---|---|---|---|---|---|---|---|---|
| | Effective interest rate (in percentage) | Interest / mark-up bearing | | | Non Interest / mark-up bearing | | | Total |
| | | Maturity up to one year | Maturity after one year | Sub-total | Maturity upto one year | Maturity after one year | Sub-total | |
| | (Rupees '000) | | | | | | | |
| **On statement of financial position financial instruments** | | | | | | | | |
| **Financial assets** | | | | | | | | |
| **Amortised cost** | | | | | | | | |
| Loans and advances | | - | - | - | - | 2,285 | 2,285 | 2,285 |
| Long-term deposits | | - | - | - | - | 40,735 | 40,735 | 40,735 |
| Trade receivables | | - | - | - | 4,107,004 | - | 4,107,004 | 4,107,004 |
| Trade deposits and other receivables | | - | - | - | 10,475 | - | 10,475 | 10,475 |
| Cash and bank balances | 10.44%-18.56% | 1,013 | - | 1,013 | 1,154,559 | - | 1,154,559 | 1,155,572 |
| | | 1,013 | - | 1,013 | 5,272,038 | 43,020 | 5,315,058 | 5,316,071 |
| **Financial liabilities** | | | | | | | | |
| **Financial liabilities at amortised cost** | | | | | | | | |
| Trade and other payables | | - | - | - | 2,950,724 | - | 2,950,724 | 2,950,724 |
| Unclaimed dividend | | - | - | - | 6,332 | - | 6,332 | 6,332 |
| Accrued profit / mark-up | | - | - | - | 196,342 | - | 196,342 | 196,342 |
| Long term loan | SBP rate + 4 and 3 Month Kibor +1% | 30,280 | 160,898 | 191,178 | - | - | - | 191,178 |
| Loan from Director | Kibor + 1% | 225,000 | - | 225,000 | - | - | - | 225,000 |
| Short-term borrowings | 11.29%-22.37% | 5,307,810 | - | 5,307,810 | - | - | - | 5,307,810 |
| | | 5,563,090 | 160,898 | 5,723,988 | 3,153,398 | - | 3,153,398 | 8,877,386 |
| **On statement of financial position gap** | | (5,562,077) | (160,898) | (5,722,975) | 2,118,640 | 43,020 | 2,161,660 | (3,561,315) |
| **Off-statement of financial position financial instruments** | | | | | | | | |
| Commitments in respect of | | | | | | | | |
| letter of credit | | - | - | - | 921,031 | - | 921,031 | 921,031 |
| Outstanding bank guarantees | | - | - | - | 91,249 | - | 91,249 | 91,249 |
| | | - | - | - | 1,012,280 | - | 1,012,280 | 1,012,280 |

### 41.3.3 Price risk

The Company is not exposed to any price risk as it does not hold any significant investments exposed to price risk.

### 41.4 Fair value of financial instruments

Fair value is the price that would be received to sell an asset or paid to transfer a liability in an orderly transaction between market participants at the measurement date.

Underlying the definition of fair value is the presumption that the Company is a going concern without any intention or requirement to curtail materially the scale of its operations or to undertake a transaction on adverse terms.

The estimated fair value of all financial assets and liabilities is considered not significantly different from book values as the items are either short - term in nature or repriced periodically.

International Financial Reporting Standard 13, 'Fair Value Measurements' requires the company to classify fair value measurements using a fair value hierarchy that reflects the significance of the inputs used in making the measurements. The fair value hierarchy has the following levels:

- quoted prices (unadjusted) in active markets for identical assets or liabilities (level 1);

- inputs other than quoted prices included within level 1 that are observable for the asset or liability, either directly (i.e. as prices) or indirectly (i.e. derived from prices) (level 2); and

- inputs for the asset or liability that are not based on observable market data (unobservable inputs) (level 3).

The level in the fair value hierarchy within which the fair value measurement is categorised in its entirety shall be determined on the basis of the lowest level input that is significant to the fair value measurement in its entirety.

Currently there are no financial assets or financial liabilities which are measured at their fair value in the unconsolidated statement of financial position.

41.4.1 Certain categories of operating fixed assets (leasehold land, buildings on leasehold include revaluation surplus) (level 3 measurement) determined by a professional valuer based on their assessment of the market values as disclosed in note 5 to these unconsolidated financial statements. The effect of changes in the unobservable inputs used in the variations cannot be determined with certainty. Accordingly, a qualitative disclosure of sensitivity has not been presented in these unconsolidated financial statements.

## 42. CAPITAL RISK MANAGEMENT

The Company's prime objective when managing capital is to safeguard its ability to continue as a going concern in order to provide adequate returns for shareholders and benefits for other stakeholders and to maintain an optimal capital structure to reduce the cost of capital.

In order to maintain or adjust the capital structure, the Company may adjust the amount of dividends paid to shareholders, issue new shares or sell assets to reduce debts.

Consistent with others in the industry, the Company monitors capital on the basis of the gearing ratio. The ratio is calculated as net debt divided by total capital. Net debt is calculated as total borrowings less cash and bank balances. Total capital is calculated as equity as shown in the unconsolidated statement of financial position plus net debt.

| | 2026 | 2025 |
|---|---|---|
| | --------- (Rupees '000) --------- | |
| Total debts | **4,779,541** | 4,677,289 |
| Less: Cash and bank balances | **(18,448)** | (108,873) |
| Net debts | **4,761,093** | 4,568,416 |
| Total equity | **7,482,495** | 6,823,236 |
| Total equity and debt | **12,243,588** | 11,391,652 |
| **Gearing ratio** | **38.89%** | 40.10% |

## 43. NUMBER OF EMPLOYEES

43.1 Number of employees at March 31

| | 2026 | 2025 |
|---|---|---|
| | ---------- (Number) ---------- | |
| - Permanent | **294** | 305 |
| - Contractual | **23** | 22 |
| | **317** | 327 |

This includes 169 (2025: 172) number of factory employees

**43.2** Average number of employees during the year

| | | |
|---|---|---|
| - Permanent | **300** | 303 |
| - Contractual | **23** | 22 |
| | **323** | 325 |

This includes 180 (2025: 184) number of factory employees

## 44. DISCLOSURE REQUIREMENT FOR SHARIAH COMPLIANT COMPANIES

As per the requirements of the fourth schedule to the Companies Act, 2017, shariah compliant companies and the companies listed on Islamic Index shall disclose the following:

| | 2026 | | | 2025 | | |
|---|---|---|---|---|---|---|
| | Conventional | Shariah Compliant | Total | Conventional | Shariah Compliant | Total |
| | (Rupees '000) | | | | | |
| Sales - net | - | **19,636,697** | **19,636,697** | - | 23,895,008 | 23,895,008 |
| **Finance cost** | | | | | | |
| Long term loan | **-** | **12,296** | **12,296** | - | 15,024 | 15,024 |
| Short term borrowings | **181,380** | **522,693** | **704,073** | 187,009 | 491,583 | 678,592 |
| Other finance costs | **10,269** | - | **10,269** | 37,449 | - | 37,449 |
| **Other income** | | | | | | |
| Profit on dividend account | **-** | **41** | **41** | - | 214 | 214 |
| Profit on margin deposits | **33** | - | **33** | 669 | - | 669 |
| Gain on disposal of | **3,257** | - | **3,257** | 457 | - | 457 |
| Scrap sales | **191** | - | **191** | - | - | - |
| Reversal of slow moving | **-** | **-** | **-** | 2,172 | - | 2,172 |
| **Asset** | | | | | | |
| Bank balances | **13,683** | **4,458** | **18,141** | 841 | 107,958 | 108,799 |
| **Liabilities** | | | | | | |
| Long term loan | **-** | **183,226** | **183,226** | - | 191,178 | 191,178 |
| Accrued profit / mark-up | **67,474** | **103,481** | **170,955** | 42,574 | 153,768 | 196,342 |
| Short-term borrowings | **1,785,686** | **2,810,629** | **4,596,315** | 1,161,752 | 3,099,359 | 4,261,111 |

## 45. SEGMENT INFORMATION

The company constitutes a single reportable segment since the executive management monitors the operating results of the entity for the purpose of making decisions about resource allocation and performance assessment. The entity-wide disclosures required by IFRS 8 'Operating Segments' are given below:

(a) Company sales comprise of batteries and chemicals / others whereby more than 93.78% sales pertains to batteries.

(b) 100% of gross turnover of the Company is generated from customers located in Pakistan.

(c) As at March 31, 2026 and March 31, 2025 all non-current assets of the Company were located in Pakistan.

## 46. GENERAL AND CORRESPONDING FIGURES

Amounts have been rounded to the nearest thousand rupees unless otherwise stated. In these unconsolidated financial statements the corresponding figures have been rearranged and reclassified, wherever considered necessary for the purposes of comparison and better presentation.

## 47. SUBSEQUENT EVENT

In its meeting held on 27-06-2025 the Board of Directors of the Company proposed a final cash dividend of Rs.5 per share amounting to Rs. 38,843,000 The aforementioned proposed entitlement are to be approved by the members of the Company in their upcoming Annual General Meeting (AGM).These unconsolidated financial statements do not reflect the said appropriation.

## 48. DATE OF AUTHORISATION

These unconsolidated financial statements were authorised for issue on 27-06-2026 by the Board of Directors of the Company.

| | | |
|---|---|---|
| **Arif Hashwani** | **Arshad Shehzada** | **S. Haider Mehdi** |
| Chairman | Chief Executive Officer | Chief Financial Officer |

# Consolidated Financial Statements

# INDEPENDENT AUDITOR'S REPORT

## TO THE MEMBERS OF EXIDE PAKISTAN LIMITED
## REPORT ON THE AUDIT OF THE CONSOLIDATED FINANCIAL STATEMENTS

**Opinion**

We have audited the annexed consolidated financial statements of **Exide Pakistan Limited** and its subsidiary (the Group), which comprise the consolidated statement of financial position as at **March 31, 2026**, and the consolidated statement of profit or loss and other comprehensive income, the consolidated statement of changes in equity, the consolidated statement of cash flows for the year then ended, and notes to the consolidated financial statements, including a summary of material accounting policy information and other explanatory information, and we state that we have obtained all the information and explanations which, to the best of our knowledge and belief, were necessary for the purposes of the audit.

In our opinion consolidated financial statements give a true and fair view of the consolidated financial position of the Group as at **March 31, 2026**, and of its consolidated financial performance and its consolidated cash flows for the year then ended in accordance with the accounting and reporting standards as applicable in Pakistan.

**Basis for Opinion**

We conducted our audit in accordance with International Standards on Auditing (ISAs) as applicable in Pakistan. Our responsibilities under those standards are further described in the *Auditor's Responsibilities for the Audit of the consolidated Financial Statements* section of our report. We are independent of the Group in accordance with the International Ethics Standards Board for Accountants' Code of Ethics for Professional Accountants as adopted by the Institute of Chartered Accountants of Pakistan (the Code) and we have fulfilled our other ethical responsibilities in accordance with the Code. We believe that the audit evidence we have obtained is sufficient and appropriate to provide a basis for our opinion.

**Key Audit Matters**

Key audit matters are those matters that, in our professional judgment, were of most significance in our audit of the consolidated financial statements of the current period. These matters were addressed in the context of our audit of the consolidated financial statements as a whole, and in forming our opinion thereon, and we do not provide a separate opinion on these matters.

Following is the key audit matter:

| Key audit matter | How our audit addressed the key audit matter |
|---|---|
| **Revenue Recognition** | |
| Refer notes 4.17 and 24 to the annexed consolidated financial statements<br><br>Net revenue from sale of Group's products for the year ended March 31, 2026 amounted to Rs. 19,637 million which has decreased by approximately 18% as compared to last year. The Group recognizes revenue at a point in time when control of the asset is transferred to the customer, generally on delivery of goods.<br><br>There is an inherent risk that revenue may be overstated since the Group focuses on revenue as a key | Our key audit procedures in this area amongst others included the following:<br>• Evaluated the appropriateness of the Group's revenue recognition accounting policy.<br>• Obtained understanding, evaluated the design, and tested the operating effectiveness of controls to check that revenue is recognised in the appropriate accounting period and based on transfer of control of goods to the customer.<br>• Performed substantive audit procedures including analytical procedures and test of details over |

| Key audit matter | How our audit addressed the key audit matter |
|---|---|
| performance measure, which could create an incentive for revenue to be recognised before the control has been transferred.<br><br>Considering revenue recognition a significant risk area, we have identified this as a key audit matter. | revenue transactions alongwith review of related supporting documents, including dispatch-related documents and customer acknowledgement, on test basis.<br>• Performed sales cut-off procedures by agreeing sample of transactions occurred on and around the year end to the evidence of deliveries to check that sales are recorded in the correct accounting period.<br>• Assessed the adequacy of the disclosures in respect of revenues in accordance with the applicable financial reporting standards. |

**Information Other than the Financial Statements and Auditor's Report Thereon**

Management is responsible for the other information. The other information comprises the information included in annual report, but does not include the unconsolidated and consolidated financial statements and our auditor's report thereon.

Our opinion on the consolidated financial statements does not cover the other information and we do not express any form of assurance conclusion thereon.

In connection with our audit of the consolidated financial statements, our responsibility is to read the other information and, in doing so, consider whether the other information is materially inconsistent with the consolidated financial statements or our knowledge obtained in the audit or otherwise appears to be materially misstated. If, based on the work we have performed, we conclude that there is a material misstatement of this other information, we are required to report that fact. We have nothing to report in this regard.

**Responsibilities of Management and Board of Directors for the Consolidated Financial Statements**

Management is responsible for the preparation and fair presentation of the consolidated financial statements in accordance with the accounting and reporting standards as applicable in Pakistan and the requirements of the Companies Act, 2017 (XIX of 2017) and for such internal control as management determines is necessary to enable the preparation of consolidated financial statements that are free from material misstatement, whether due to fraud or error.

In preparing the consolidated financial statements, management is responsible for assessing the Group's ability to continue as a going concern, disclosing, as applicable, matters related to going concern and using the going concern basis of accounting unless management either intends to liquidate the Group or to cease operations, or has no realistic alternative but to do so.

Board of Directors are responsible for overseeing the Group's financial reporting process.

**Auditor's Responsibilities for the Audit of the Consolidated Financial Statements**

Our objectives are to obtain reasonable assurance about whether the consolidated financial statements as a whole are free from material misstatement, whether due to fraud or error, and to issue an auditor's report that includes our opinion. Reasonable assurance is a high level of assurance, but is not a guarantee that an audit conducted in accordance with ISAs as applicable in Pakistan will always detect a material misstatement when it exists. Misstatements can arise from fraud or error and are considered material if, individually or in the aggregate, they could reasonably be expected to influence the economic decisions of users taken on the basis of these consolidated financial statements.

# INDEPENDENT AUDITOR'S REPORT

As part of an audit in accordance with ISAs as applicable in Pakistan, we exercise professional judgment and maintain professional skepticism throughout the audit. We also:

- Identify and assess the risks of material misstatement of the consolidated financial statements, whether due to fraud

  or error, design and perform audit procedures responsive to those risks, and obtain audit evidence that is sufficient and appropriate to provide a basis for our opinion. The risk of not detecting a material misstatement resulting from fraud is higher than for one resulting from error, as fraud may involve collusion, forgery, intentional omissions, misrepresentations, or the override of internal control.

- Obtain an understanding of internal control relevant to the audit in order to design audit procedures that are appropriate in the circumstances, but not for the purpose of expressing an opinion on the effectiveness of the Group's internal control.

- Evaluate the appropriateness of accounting policies used and the reasonableness of accounting estimates and related disclosures made by management.

- Conclude on the appropriateness of management's use of the going concern basis of accounting and, based on the audit evidence obtained, whether a material uncertainty exists related to events or conditions that may cast significant doubt on the Group's ability to continue as a going concern. If we conclude that a material uncertainty exists, we are required to draw attention in our auditor's report to the related disclosures in the consolidated financial statements or, if such disclosures are inadequate, to modify our opinion. Our conclusions are based on the audit evidence obtained up to the date of our auditor's report. However, future events or conditions may cause the Group to cease to continue as a going concern.

- Evaluate the overall presentation, structure and content of the consolidated financial statements, including the disclosures, and whether the consolidated financial statements represent the underlying transactions and events in a manner that achieves fair presentation.

- Obtain sufficient appropriate audit evidence regarding the financial information of the entities or business activities within the Group to express an opinion on the consolidated financial statements. We are responsible for the direction, supervision and performance of the group audit. We remain solely responsible for our audit opinion.

We communicate with the Board of Directors regarding, among other matters, the planned scope and timing of the audit and significant audit findings, including any significant deficiencies in internal control that we identify during our audit.

We also provide the Board of Directors with a statement that we have complied with relevant ethical requirements regarding independence, and to communicate with them all relationships and other matters that may reasonably be thought to bear on our independence, and where applicable, related safeguards.

From the matters communicated with the Board of Directors, we determine those matters that were of most significance in the audit of the consolidated financial statements of the current period and are therefore the key audit matters. We describe these matters in our auditor's report unless law or regulation precludes public disclosure about the matter or when, in extremely rare circumstances, we determine that a matter should not be communicated in our report because the adverse consequences of doing so would reasonably be expected to outweigh the public interest benefits of such communication.

The engagement partner on the audit resulting in this independent auditor's report is **Arif Nazeer**.

Yousuf Adil
Chartered Accountants

**Place:** Karachi
**Date:** July 02, 2026
**UDIN:** AR2026100996k5VAmOvZ

# CONSOLIDATED STATEMENT OF FINANCIAL POSITION

AS AT MARCH 31, 2026

| | Note | 2026 | 2025 |
|---|---|---|---|
| | | (Rupees '000) | |
| **ASSETS** | | | |
| **Non-current assets** | | | |
| Property, plant and equipment | 5 | **2,462,226** | 2,188,932 |
| Intangible asset | 6 | **2,211** | 4,252 |
| Long-term loans | 7 | **2,033** | 2,285 |
| Long-term deposits | 8 | **57,073** | 40,735 |
| | | **2,523,543** | 2,236,204 |
| **Current assets** | | | |
| Stores and spares | 9 | **327,790** | 286,832 |
| Stock-in-trade | 10 | **5,535,103** | 7,117,129 |
| Trade debts | 11 | **3,876,783** | 4,107,004 |
| Loans and advances | 12 | **100,590** | 122,344 |
| Trade deposits, prepayments and other receivables | 13 | **20,938** | 25,618 |
| Advance tax | | **1,718,149** | 1,242,765 |
| Cash and bank balances | 14 | **18,573** | 108,917 |
| | | **11,597,926** | 13,010,609 |
| | | **14,121,469** | 15,246,813 |
| **EQUITY AND LIABILITIES** | | | |
| **SHARE CAPITAL AND RESERVES** | | | |
| Authorised share capital | | | |
| 18,000,000 (2025: 18,000,000) ordinary shares of Rs. 10 each | | **180,000** | 180,000 |
| Issued, subscribed and paid-up share capital | 15 | **77,686** | 77,686 |
| Capital reserves | | | |
| General capital reserve | | **259** | 259 |
| Reserve arising on amalgamation - net | | **25,823** | 25,823 |
| Revaluation surplus on property, plant and equipment - net of tax | 16 | **1,807,673** | 1,520,781 |
| | | **1,833,755** | 1,546,863 |
| Revenue reserves | | | |
| General revenue reserves | | **3,329,991** | 3,329,991 |
| Unappropriated profit | | **2,239,762** | 1,867,519 |
| | | **5,569,753** | 5,197,510 |
| | | **7,481,194** | 6,822,059 |
| **LIABILITIES** | | | |
| **Non-current liabilities** | | | |
| Long term loan | 17 | **147,825** | 160,898 |
| Deferred liabilities | 18 | **2,345** | - |
| | | **150,170** | 160,898 |
| **Current liabilities** | | | |
| Trade and other payables | 19 | **1,678,041** | 3,543,666 |
| Unclaimed dividend | | **8,068** | 6,332 |
| Accrued profit / mark-up | 20 | **170,955** | 196,342 |
| Loan from director | 21 | **1,325** | 226,125 |
| Short-term borrowings | 22 | **4,596,315** | 4,261,111 |
| Current portion of long term loan | 17 | **35,401** | 30,280 |
| | | **6,490,105** | 8,263,856 |
| **TOTAL LIABILITIES** | | **6,640,275** | 8,424,754 |
| **TOTAL EQUITY AND LIABILITIES** | | **14,121,469** | 15,246,813 |
| **CONTINGENCIES AND COMMITMENTS** | 23 | | |

The annexed notes 1 to 47 form an integral part of these unconsolidated financial statements.

**Arif Hashwani**
Chairman

**Arshad Shehzada**
Chief Executive Officer

**S. Haider Mehdi**
Chief Financial Officer

# CONSOLIDATED STATEMENT OF PROFIT OR LOSS AND OTHER COMPREHENSIVE INCOME

FOR THE YEAR ENDE MARCH 31, 2026

| | Note | 2026 | 2025 |
|---|---|---|---|
| | | ---------- (Rupees '000) ---------- | |
| Sales - net | 24 | **19,636,697** | 23,895,008 |
| Cost of sales | 25 | **(16,902,855)** | (20,025,649) |
| **Gross profit** | | **2,733,842** | 3,869,359 |
| Selling and distribution expenses | 26 | **(1,274,387)** | (1,702,306) |
| Administration and general expenses | 27 | **(271,259)** | (273,250) |
| Other income | 28 | **3,522** | 3,512 |
| Allowance for expected credit losses | 11.2 | **-** | (31,387) |
| Other operating charges | 29 | **(54,925)** | (93,665) |
| **Operating profit** | | **1,136,793** | 1,772,263 |
| Finance cost | 30 | **(726,640)** | (731,065) |
| **Profit before levies and income taxes** | | **410,153** | 1,041,198 |
| Levies - Revenue taxes | 31.1 | **(106,462)** | - |
| **Profit before income tax** | | **303,691** | 1,041,198 |
| Income tax - net | 31.2 | **127,861** | (426,824) |
| Profit after taxation | | **431,552** | 614,374 |
| **Other comprehensive income for the year** | | | |
| Items that will not be reclassified subsequently to the unconsolidated statement of profit or loss: | | | |
| Remeasurements of defined benefit (obligation) / plan | 33.4 | **(4,740)** | 10,107 |
| Deferred tax on remeasurements of defined benefit plan | | **1,336** | (4,274) |
| | | **(3,404)** | 5,833 |
| Surplus arising on revaluation of land and building | 5.1.1 | **316,803** | - |
| Deferred tax on surplus arising on revaluation of building | | **(8,130)** | - |
| | | **308,673** | - |
| Total comprehensive income for the year | | **736,821** | 620,207 |
| | | ---------- (Rupees) ---------- | |
| Earnings per share | 32 | **55.55** | 79.08 |

The annexed notes 1 to 47 form an integral part of these unconsolidated financial statements.

**Arif Hashwani**
Chairman

**Arshad Shehzada**
Chief Executive Officer

**S. Haider Mehdi**
Chief Financial Officer

# CONSOLIDATED STATEMENT OF CHANGES IN EQUITY

## FOR THE YEAR ENDED MARCH 31, 2026

| | Issued, subscribed and paid-up share capital | Capital reserves | | | Revenue reserves | | Total |
|---|---|---|---|---|---|---|---|
| | | General capital reserve | Reserve arising on amalgamation - net | Revaluation surplus on property, plant and equipment | General revenue reserve | Unappropriated profit | |
| | (Rupees '000) | | | | | | |
| **Balance as at March 31, 2024** | 77,686 | 259 | 25,823 | 1,542,562 | 3,329,991 | 1,303,217 | 6,279,538 |
| Final dividend for the year ended March 31, 2024 at the rate of Rs. 10 per share | - | - | - | - | - | (77,686) | (77,686) |
| Profit after taxation for the year ended March 31, 2025 | - | - | - | - | - | 614,374 | 614,374 |
| **Other comprehensive income for the year:** | | | | | | | |
| Remeasurements of defined benefit plan | - | - | - | - | - | 10,107 | 10,107 |
| Deferred tax on remeasurements of defined benefit plan | - | - | - | - | - | (4,274) | (4,274) |
| | - | - | - | - | - | 5,833 | 5,833 |
| Transferred from revaluation surplus on property, plant and equipment - net of tax | - | - | - | (21,781) | - | 21,781 | - |
| **Balance as at March 31, 2025** | 77,686 | 259 | 25,823 | 1,520,781 | 3,329,991 | 1,867,519 | 6,822,059 |
| Final dividend for the year ended March 31, 2025 at the rate of Rs. 10 per share | - | - | - | - | - | **(77,686)** | **(77,686)** |
| Profit after taxation for the year ended March 31, 2026 | - | - | - | - | - | **431,552** | **431,552** |
| **Other comprehensive income for the year:** | | | | | | | |
| Remeasurements of defined benefit plan | - | - | - | - | - | **(4,740)** | **(4,740)** |
| Deferred tax on remeasurements of defined benefit plan | - | - | - | - | - | **1,336** | **1,336** |
| Surplus on revaluation of land and building | - | - | - | **316,803** | - | - | **316,803** |
| Deferred tax on remeasurements of surplus on revaluation | - | - | - | **(8,130)** | - | - | **(8,130)** |
| | - | - | - | **308,673** | - | **(3,404)** | **305,269** |
| Transferred from revaluation surplus on property, plant and equipment - net of tax | - | - | - | **(21,781)** | - | **21,781** | - |
| **Balance as at March 31, 2026** | **77,686** | **259** | **25,823** | **1,807,673** | **3,329,991** | **2,239,762** | **7,481,194** |

The annexed notes 1 to 47 form an integral part of these unconsolidated financial statements.

**Arif Hashwani**
Chairman

**Arshad Shehzada**
Chief Executive Officer

**S. Haider Mehdi**
Chief Financial Officer

# CONSOLIDATED STATEMENT OF CASH FLOWS

## FOR THE YEAR ENDED MARCH 31, 2026

| | Note | 2026 | 2025 |
|---|---|---|---|
| | | ----------(Rupees '000)---------- | |
| **CASH FLOWS FROM OPERATING ACTIVITIES** | | | |
| Cash generated from operations | 37 | **1,955,006** | 1,275,009 |
| Profit on margin deposits received | | **74** | 883 |
| Claims against battery warranty paid | 19.2 | **(542,816)** | (851,730) |
| Workers' Profits Participation Fund paid | 19.4 | **(78,056)** | (19,128) |
| Workers' Welfare Fund paid | | **(21,971)** | (45,877) |
| Financial cost paid | | **(752,027)** | (765,757) |
| Tax paid | | **(465,480)** | (1,289,314) |
| Dividend paid | | **(75,950)** | (77,766) |
| Decrease in long-term deposits | | **(16,338)** | (8) |
| Decrease / (increase) in long-term loans | | **252** | (403) |
| Net cash generated from / (used in) operating activities | | **2,694** | (1,774,091) |
| **CASH FLOWS FROM INVESTING ACTIVITIES** | | | |
| Payments for capital expenditure | | **(190,379)** | (374,408) |
| Payments for acquisition of intangible assets | | **-** | (6,123) |
| Proceeds from disposal of operating fixed assets | | **16,365** | 64,344 |
| Net cash used in investing activities | | **(174,014)** | (316,187) |
| **CASH FLOWS FROM FINANCING ACTIVITIES** | | | |
| Shor term borrowing-net | | **(254)** | 464,946 |
| Loan from director - net | | **(224,800)** | (14,600) |
| Long term loan - net | | **(7,952)** | 5,505 |
| Net cash (used in) / generated from financing activities | | **(233,006)** | 455,851 |
| Net decrease in cash and cash equivalents during the year | | **(404,326)** | (1,634,427) |
| Cash and cash equivalents at the beginning of the year | | **(1,074,350)** | 560,077 |
| Cash and cash equivalents at the end of the year | 38 | **(1,478,676)** | (1,074,350) |

The annexed notes 1 to 47 form an integral part of these unconsolidated financial statements.

**Arif Hashwani**
Chairman

**Arshad Shehzada**
Chief Executive Officer

**S. Haider Mehdi**
Chief Financial Officer

## 1. THE COMPANY AND ITS OPERATIONS

### 1.1 Holding Company

The Group consist of Holding Company - Exide Pakistan Limited and its wholly owned subsidiary - Chloride Pakistan (Private) Limited. Exide Pakistan Limited (the Company) is a limited liability company and is incorporated in Pakistan. The address of its registered office is A-44, Hill Street, Manghopir Road, S.I.T.E, Karachi, Pakistan. The Company is listed on the Pakistan Stock Exchange. The Company is engaged in the manufacturing and sale of batteries, chemicals and acid and also in trading / installation and maintenance of solar energy systems. Manufacturing facilities for batteries are located at S.I.T.E Karachi while facilities for chemicals and acid are located at S.I.T.E and Bin Qasim Karachi. The Company has warehouses and service centres at Lahore, Rawalpindi, Peshawar, Multan, Sukkar and Faisalabad.

### 1.2 Subsidiary Company

Chloride Pakistan (Private) Limited ("the Subsidiary Company") was incorporated in Pakistan on March 20, 1994 as a private limited company under the repealed Companies Ordinance, 1984 to take the benefit of tax exemption in Hattar. However, the exemption was taken off after its incorporation and therefore the Company did not commence its operations. The principal activity of the Company is to manufacture and market automotive batteries and industrial cells. The registered office of the Company is situated at A-44, Hill Street, Manghopir Road, S.I.T.E, Karachi.

The auditors of the Subsidiary Company have included an emphasis of matter paragraph in their report on the matter highlighting that the financial statements for the year ended March 31, 2026 have not been prepared on a going concern basis and consequently all the assets appearing in the financial statements have been measured at their realisable values and the liabilities are reported at amounts not less than those at which these are expected to be settled.

## 2. BASIS OF PREPARATION

### 2.1 Statement of compliance

These consolidated financial statements have been prepared in accordance with the accounting and reporting standards as applicable in Pakistan. The accounting and reporting standards applicable in Pakistan comprise of:

- IFRS Accounting Standards issued by International Accounting Standards Board (IASB) as notified under the Companies Act, 2017;
- Provisions of and directives issued under the Companies Act, 2017; and
- Islamic Financial Accounting Standards (IFAS) issued by Institute of Chartered Accountants of Pakistan (ICAP) as notified under the Companies Act, 2017.

Where provisions of and directives issued under the Companies Act, 2017 differ from the IFRS Standards, the provisions of and directives issued under the Companies Act, 2017 have been followed.

### 2.2 Accounting convention

These consolidated financial statements have been prepared under the historical cost convention except land and buildings are stated at revalued amounts and certain staff retirement benefits are carried at present value.

### 2.3 Basis of consolidation

Subsidiary Company is the entity in which the Holding Company directly or indirectly controls or beneficially owns or holds more than 50% of the voting securities or otherwise has power to elect and appoint more than 50% of its directors. The financial statements of the subsidiary Company are included in the consolidated financial statements from the date the control commences until the control ceases.

The assets and liabilities of the subsidiary company have been consolidated on a line by line basis and the carrying value of investments held by the Holding Company is eliminated against the Holding Company's share in paid up capital of the subsidiary company. Intergroup balances and transactions have been eliminated.

Non-controlling interests are that part of net results of the operations and of net assets of the subsidiary companies attributable to interest which are not owned by the Holding Company. Non-controlling interests are presented as a separate item in the consolidated financial statements.

## 2.4 New accounting standards / amendments and IFRS interpretations that are effective for the year ended March 31, 2026

The following standards, amendments and interpretations are effective for the year ended March 31, 2026. These standards, amendments and interpretations are either not relevant to the Group's operations or are not expected to have significant impact on the Group's consolidated financial statements other than certain additional disclosures.

Amendments to IAS 21 'The Effects of Changes in Foreign Exchange Rates' - Clarification on how entity accounts when there is long term lack of Exchangeability

### New accounting standards / amendments and IFRS interpretations that are not yet effective:

The following amendments are effective for accounting periods, beginning on or after the date mentioned against each of them. These amendments are either not relevant to the Group's operations or are not expected to have significant impact on the Group's consolidated financial statements other than certain additional disclosures.

| | Effective from accounting period beginning on or after: |
|---|---|
| - Amendments IFRS 9 'Financial Instruments' and IFRS 7 'Financial instruments disclosures' - Classification and measurement of financial instruments | January 01, 2026 |
| - Annual Improvements to IFRS Accounting Standards (related to IFRS 1, IFRS 7, IFRS 9, IFRS 10 and IAS 7) | January 01, 2026 |
| - Amendments IFRS 9 'Financial Instruments' and IFRS 7 'Financial instruments disclosures' - Contracts Referencing Nature-dependent Electricity | January 01, 2026 |
| - IFRS 17 – Insurance Contracts (including the June 2020 and December 2021 Amendments to IFRS 17) | January 01, 2027 |
| - IFRS 18 - Presentation and Disclosures in Financial Statements | January 01, 2027 |
| - IFRS 19 - Subsidiaries without Public Accountability: Disclosures | January 01, 2027 |

Other than the aforesaid amendments, IASB has also issued the following standards which have not been adopted locally by the Securities and Exchange Commission of Pakistan:

- IFRS 1 – First Time Adoption of International Financial Reporting Standards

## 3. CRITICAL ACCOUNTING ESTIMATES AND JUDGEMENTS

The preparation of the consolidated financial statements in conformity with the accounting and reporting standards requires the use of certain critical accounting estimates. It also requires the management to exercise its judgement in the process of applying the Group's accounting policies. Estimates and judgements are continually evaluated and are based on historical experience, including expectations of future events that are believed to be reasonable under the circumstances. The areas where various assumptions and estimates are significant to the Group's consolidated financial statements or where judgment was exercised in application of accounting policies are as follows:

i) Estimation of useful lives and depreciation rates of property, plant and equipment (notes 5.1.1 and 5);

ii) Revaluation of property, plant and equipment (notes 5.1.1 & 16);

iii) Estimation of allowance against expected credit losses (notes 4.4.2, 4.7 and 11);

iv) Provision against slow moving and obsolete stock-in-trade (notes 4.6 and 10.2);

v) Provision against battery warranty claims (notes 4.11 and 19.2);

vi) Estimation of liability in respect of staff retirement benefits (notes 4.13 and 33);

vii) Provision for taxation (notes 4.15 and 31); and

viii) Contingencies and commitments (note 23).

## 4. MATERIAL ACCOUNTING POLICY INFORMATION

The Material accounting polices applied in the preparation of these consolidated financial statements are set out below. These polices have been consistently applied to all the years presented.

## 4.1 Property, plant and equipment

### 4.1.1 Operating assets

Leasehold land and buildings on leasehold land are stated at revalued amounts less accumulated depreciation and accumulated impairment losses (if any). Plant and machinery, furniture and fixtures, office equipment and appliances, vehicles and leasehold vehicles are stated at cost less accumulated depreciation and accumulated impairment losses (if any).

Subsequent costs are included in the asset's carrying amounts or recognised as a separate asset, as appropriate, only when it is probable that future benefits associated with the item will flow to the Group and the cost of the item can be measured reliably. All repairs and maintenance are charged to the consolidated statement of profit or loss and other comprehensive income as and when incurred except major repairs which are capitalised.

Depreciation on all property, plant and equipment is charged using the straight line method in accordance with the rates specified in note 5.1.1 to these consolidated financial statements and after taking into account residual values, if significant. The revalued amount of leasehold land and buildings on leasehold land is depreciated equally over the remaining life from the date of revaluation. The residual values, useful lives and depreciation methods are reviewed and adjusted, if appropriate, at each reporting date.

Depreciation on additions is charged from the month in which the assets become available for use, while no depreciation is charged in the month of disposal.

An increase arising on revaluation is credited to the surplus on revaluation of operating assets. The revaluation surplus arises on land & building cannot be distributed due to legal restrictions. A decrease arising on revaluation of fixed assets is adjusted against the surplus of that asset or, if no surplus exists, is charged to the consolidated statement of profit or loss and other comprehensive income as an impairment of the asset. A surplus arising subsequently on an impaired asset is reversed through the consolidated statement of profit or loss and other comprehensive income up to the extent of the original impairment. Each year, the difference between depreciation based on the revalued carrying amount of the asset charged to the consolidated statement of profit or loss and other comprehensive income and depreciation based on the asset's original cost, net of tax, is reclassified from revaluation surplus on operating assets to unappropriated profit / accumulated losses.

In the year of disposal gains / losses on disposal of property, plant and equipment are charged to the consolidated statement of profit or loss and other comprehensive income.

### 4.1.2 Capital work-in-progress

Capital work-in-progress is stated at cost less accumulated impairment losses (if any). All expenditure connected to the specific assets incurred during installation and construction period is carried under capital work-in-progress. These are transferred to relevant classes of property, plant and equipment as and when these are available for use.

### 4.1.3 Leases

The Group assesses whether a contract is, or contains, a lease, at inception of the contract. The Group recognises a right-of-use asset and a corresponding lease liability with respect to all lease arrangements in which it is the lessee, except for short-term leases (defined as leases with a lease term of 12 months or less) and leases of low value assets, which are presented in rent, rates and taxes.

## 4.2 Intangible assets

Intangible asset acquired by the Group are stated at cost less accumulated amortisation. Cost represents the expense incurred to acquire the intangible asset and bring them to use. The cost of intangible asset is amortised using the straight line method in accordance with the rate specified in note 6 to these consolidated financial statements.

Cost associated with maintaining intangible asset is charged to the consolidated statement of profit or loss and other comprehensive income.

## 4.3 Impairment of non-financial assets

The carrying amount of the Group's assets are reviewed at each reporting date to determine whether there is any indication of impairment loss. If any such indication exists, the asset's recoverable amount is estimated in order to determine the extent of impairment loss, if any. The resulting impairment loss is recognised as an expense immediately in the consolidated statement of profit or loss and other comprehensive income.

### 4.4 Financial instruments

Financial assets and liabilities are recognised when the Group becomes a party to the contractual provisions of the instrument. Financial assets are de-recognised when the Group loses control of the contractual rights that comprise the financial assets. Financial liabilities are de-recognised when the obligation specified in the contract is discharged, cancelled or expired.

Financial assets and financial liabilities are initially measured at fair value. Transaction costs that are directly attributable to the acquisition or issue of financial assets and financial liabilities [other than financial assets and financial liabilities at fair value through profit or loss (FVTPL)] are added to or deducted from the fair value of the financial assets or financial liabilities, as appropriate, on initial recognition. Transaction costs directly attributable to the acquisition of financial assets or financial liabilities at fair value through profit or loss are recognised immediately in the consolidated statement of profit or loss and other comprehensive income.

#### 4.4.1 Financial assets

All regular way purchases or sales of financial assets are recognised and derecognised on a trade date basis. Regular way purchases or sales are purchases or sales of financial assets that require delivery of assets within the time frame established by regulation or convention in the marketplace. All recognised financial assets are measured subsequently in their entirety at either amortised cost or fair value, depending on the classification of the financial assets.

#### 4.4.2 Impairment of financial assets

The Group recognises a loss allowance for Expected Credit Losses (ECL) on trade debts. The amount of ECL is updated at each reporting date to reflect changes in credit risk since initial recognition of the respective financial assets.

The Group recognises lifetime ECL for trade debts. The ECL on these financial assets are estimated using a provision matrix based on the Group's historical credit loss experience, adjusted for factors that are specific to the debtors, general economic conditions and an assessment of both the current as well as the forecast conditions at the reporting date.

#### 4.4.3 Financial liabilities

All financial liabilities are recognised at the time when the Group becomes a party to the contractual provisions of the instrument.

**Financial liabilities at FVTPL**

Financial liabilities at FVTPL are stated at fair value, with any gains or losses arising on changes in fair value recognised in the statement of profit or loss and other comprehensive income to the extent that they are not part of a designated hedging relationship. The net gain or loss recognised in the consolidated statement of profit or loss and other comprehensive income incorporates any interest paid on the financial liability.

However, for financial liabilities that are designated as FVTPL, the amount of change in the fair value of the financial liability that is attributable to changes in the credit risk of that liability is recognised in consolidated statement of other comprehensive income, unless the recognition of the effects of changes in the liability's credit risk in other comprehensive income would create or enlarge an accounting mismatch in the consolidated statement of profit or loss and other comprehensive income.

The remaining amount of change in the fair value of liability is recognised in the consolidated statement of profit or loss and other comprehensive income. Changes in fair value attributable to a financial liability's credit risk that are recognised in consolidated statement of other comprehensive income are not subsequently reclassified to the consolidated statement of profit or loss and other comprehensive income; instead, they are transferred to retained earnings upon derecognition of the financial liability.

Gains or losses on financial guarantee contracts issued by the Group that are designated by the Group as at FVTPL are recognised in the consolidated statement of profit or loss and other comprehensive income.

**Financial liabilities measured subsequently at amortised cost**

Financial liabilities that are not designated as FVTPL, are measured subsequently at amortised cost using the effective interest method. The effective interest method is a method of calculating the amortised cost of a financial liability and of allocating interest expense over the relevant period. The effective interest rate is the rate that exactly discounts estimated future cash payments (including all fees and points paid or received that form an integral part of the effective interest rate, transaction costs and other premiums or discounts) through the expected life of the financial liability, or (where appropriate) a shorter period, to the amortised cost of a financial liability.

(where appropriate) a shorter period, to the amortised cost of a financial liability.

#### 4.4.4 Derecognition

Financial assets are derecognised at the time when the Group loses control of the contractual rights that comprise the financial assets. Financial liabilities are derecognised at the time when they are extinguished i.e. when the obligation specified in the contract is discharged, cancelled, or expires. Any gain or loss on derecognition of financial assets and financial liabilities is taken to the consolidated statement of profit or loss and other comprehensive income.

#### 4.4.5 Offsetting of financial assets and liabilities

Financial assets and financial liabilities are offset and the net amount is reported in the consolidated financial statements when there is a legally enforceable right to set off the recognised amounts and there is an intention to settle on a net basis, or realise the assets and settle the liabilities simultaneously.

### 4.5 Stores and spares

Stores and spares are valued cost less provision if any. The cost is determined using the weighted average method. Cost comprises invoice value plus other charges incurred thereon.

Provision is made in the consolidated financial statements for slow moving and obsolete stores and spares based on management's best estimate regarding their future usability whenever necessary and is recognised in the consolidated statement of profit or loss and other comprehensive income.

### 4.6 Stock-in-trade

Stock in trade, except goods in transit, are valued at the lower of cost, determined using the weighted average method, and net realisable value. Cost in relation to stock-in-trade, except goods in transit, represents direct cost of materials, direct wages and an appropriate portion of production overheads and the related duties where applicable. Goods in transit are valued at cost comprising invoice values plus other charges incurred thereon.

Provision is made in the consolidated financial statements against slow moving and obsolete stock-in-trade based on management's best estimate regarding their future usability whenever necessary and is recognised in the consolidated statement of profit or loss and other comprehensive income.

Net realisable value signifies the estimated selling price in the ordinary course of business less the estimated cost of completion and the estimated costs necessary to be incurred to make the sale.

### 4.7 Trade debts and other receivables

Trade receivables are initially recorded at the transaction price and subsequently measured at amortised cost. They are presented at their nominal value less an allowance for expected credit losses. The allowance is determined using the expected credit loss (ECL) model, which incorporates management's forward-looking assessment of potential credit losses. This approach recognises credit losses based on anticipated risk, rather than waiting for an impairment trigger or specific indication of default.

### 4.8 Cash and cash equivalents

Cash and cash equivalents are carried in the consolidated statement of financial position at cost. Cash and cash equivalents include cash and cheques in hand, balances with banks and short-term borrowings with original maturities of three months or less.

### 4.9 Borrowings and borrowing costs

Borrowings are recognised initially at fair value and are subsequently carried at amortised cost. Borrowing costs are recognised as an expense in the period in which these are incurred except in cases where such costs are directly attributable to the acquisition, construction or production of a qualifying asset (one that takes substantial period of time to get ready for use or sale) in which case such costs are capitalised as part of the cost of that asset.

### 4.10 Trade and other payables

Trade and other payables are recognised initially at cost, which is the fair value of consideration to be paid in the future for goods and services, whether or not billed to the Group.

### 4.11 Provision against battery warranty claims

The Group provides after sales warranty for its products for a specified period. Accrual is made in the consolidated financial statements for this warranty claims based on previous trends and is determined using the management's best estimate.

### 4.12 Provisions

Provisions are recognised when the Group has a present legal or constructive obligation as a result of past events, it is probable that an outflow of resources embodying economic benefits will be required to settle the obligation and a reliable estimate of the obligation can be made. The amount recognised represents the best estimate of the expenditure required to settle the obligation at the consolidated statement of financial position date. Provisions are reviewed at each reporting date and are adjusted to reflect the current best estimate.

### 4.13 Staff retirement benefits

The Group operates an approved funded gratuity plan covering all eligible employees. A separate fund was being maintained by the Company for employees of Automotive Battery Company Limited (now merged with and into the Company). Annual contributions to the funds are made based on actuarial recommendations. The most recent actuarial valuation was carried out during the year ended March 31, 2026 using the Projected Unit Credit Method. Amounts arising as a result of 'Remeasurements', representing the actuarial gains and losses and the difference between the actual investment returns and the return implied by the net interest cost are recognised in the consolidated statement of financial position immediately, with a charge or credit to 'Other Comprehensive Income' in the periods in which they occur.

The Group also operates an approved contributory provident fund for all eligible employees. Monthly equal contributions are made to the fund by the Group and the employees at the rate of 10 % - 20 % of the basic salary.

Staff retirement benefits are payable to staff on completion of the prescribed qualifying period of service under these funds.

### 4.14 Employees' compensated absences

The Group accounts for the liability in respect of employees' compensated absences in the year in which these are earned.

### 4.15 Levy

A levy is an outflow of resources embodying economic benefits that is imposed by governments on entities in accordance with legislation (i.e. laws and/or regulations), other than:

(a) those outflows of resources that are within the scope of other standards.

(b) fines or other penalties that are imposed for breaches of the legislation.

In these financial statements, levy includes revenue taxes, if any, final taxes and super taxes which are based on other than taxable profits. The corresponding advance tax paid has been netted off and the net position is shown in the statement of financial position.

#### *i. Revenue taxes*

Revenue taxes includes amount representing excess of :

a) minimum tax paid under section 113 over income tax determined on income streams taxable at general rate of taxation and;

b) minimum tax withheld / collected / paid or computed over tax liability computed on (related income tax streams taxable at general rate of tax), is not adjustable against tax liability of subsequent tax years.

Amount over income tax determined on income streams taxable at general rate of taxation shall be treated as revenue taxes.

*ii.* ***Final Taxes***

Final taxes includes tax charged / withheld / paid on certain income streams under various provisions of Income Tax Ordinance, 2001 (Ordinance). Final tax is charged / computed under the Ordinance, without reference to income chargeable to tax at the general rate of tax and final tax computed / withheld or paid for a tax year is construed as final tax liability for the related stream of Income under the Ordinance.

Final tax paid is considered to be full and final discharge of the tax liability for the Group for a tax year related to that income stream.

## 4.16 Taxation

### Current

Provision for current taxation is based on taxable income for the year, if any, at the current rates of taxation after taking into consideration tax credits and rebates and exemptions available, if any. The charge for current tax also includes adjustments, where considered necessary, relating to prior years which arise from assessments / developments made during the year.

### Deferred

Deferred tax is the tax expected to be payable or recoverable on differences between the carrying amounts of assets and liabilities in the financial statements and the corresponding tax bases used in the computation of taxable profit, and is accounted for using the balance sheet method. Deferred tax liabilities are generally recognised for all taxable temporary differences and deferred tax assets are recognised to the extent that it is probable that taxable profits will be available against which deductible temporary differences can be utilised. Such assets and liabilities are not recognised if the temporary difference arises from the initial recognition (other than in a business combination) of other assets and liabilities in a transaction that affects neither the taxable profit nor the accounting profit. In addition, a deferred tax liability is not recognised if the temporary difference arises from the initial recognition of goodwill.

Deferred tax liabilities are recognised for taxable temporary differences arising on investments in subsidiaries and associates, and interests in joint ventures, except where the group is able to control the reversal of the temporary difference and it is probable that the temporary difference will not reverse in the foreseeable future. Deferred tax assets arising from deductible temporary differences associated with such investments and interests are only recognised to the extent that it is probable that there will be sufficient taxable profits against which to utilise the benefits of the temporary differences and they are expected to reverse in the foreseeable future.

The carrying amount of deferred tax assets is reviewed at each reporting date and reduced to the extent that it is no longer probable that sufficient taxable profits will be available to allow all or part of the asset to be recovered.

Deferred tax is calculated at the tax rates that are expected to apply in the period when the liability is settled or the asset is realised based on tax laws and rates that have been enacted or substantively enacted at the reporting date.

The measurement of deferred tax liabilities and assets reflects the tax consequences that would follow from the manner in which the Group expects, at the end of the reporting period, to recover or settle the carrying amount of its assets and liabilities.

For the purposes of measuring deferred tax liabilities and deferred tax assets for investment properties that are measured using the fair value model, the carrying amounts of such properties are presumed to be recovered entirely through sale, unless the presumption is rebutted. The presumption is rebutted when the investment property is depreciable and is held within a business model whose objective is to consume substantially all of the economic benefits embodied in the investment property over time, rather than through sale.

Deferred tax assets and liabilities are offset when there is a legally enforceable right to offset current tax assets against current tax liabilities and when they relate to income taxes levied by the same taxation authority and the Group intends to settle its current tax assets and liabilities on a net basis.

## 4.17 Revenue recognition

The Group recognises revenue from sale of goods when the goods are transferred to the customer and the performance obligations are fulfilled. Goods are considered to be transferred when the control belongs to the customer. The Group has generally concluded that it is the principal in its revenue arrangements because it typically controls the goods and services before transferring them to the customer. Following are the revenue streams of the Group:

- Sale of batteries
- Sale of chemical and solar

Therefore, the Group recognises revenue based on the following principles:

- Identification of customer contracts;

- Identification of performance obligations;
- Determination of transaction price in the contract;
- Allocation of price to performance obligations; and
- Recognition of revenue when the performance obligations are fulfilled.

The Group recognises revenue from sales of goods (including scrap sales) at point in time when the control is transferred to the customer (On delivery of goods).

### 4.18 Proposed dividends and transfers between reserves

Dividends declared and transferred between reserves made subsequent to the reporting date are considered as non-adjusting events and are recognised in the consolidated financial statements in the period in which such dividends are declared / transferred are made.

### 4.19 Segment reporting

For management purposes, the activities of the Group are organised into one operating segment since Chief Operating Decision Maker monitors the operating results of the entity. The Group operates in the said reportable operating segment based on the nature of the products, risks and returns, organisational and management structure, and internal financial reporting systems. Accordingly, the figures reported in the financial statements are related to the Group's only reportable segment.

### 4.20 Functional and presentation currency

These consolidated financial statements are presented in Pakistan Rupees, which is the Group's functional and presentation currency.

### 4.21 Foreign currency transactions

Transactions in foreign currencies are translated to Pakistan Rupees at the foreign exchange rates prevailing on the date of transaction. Monetary assets and liabilities in foreign currencies are translated into Pakistan Rupees at the rates of exchange approximating those at the reporting date. Exchange gains / losses resulting from the settlement of transactions and from the translation at year-end exchange rates of monetary assets and liabilities denominated in foreign currencies are taken to the consolidated statement of profit or loss and other comprehensive income.

### 4.22 Earnings / (loss) per share

The Group presents basic and diluted earnings / (loss) per share (EPS) for its shareholders. Basic EPS is calculated by dividing the profit or loss attributable to ordinary shareholders of the Group by the weighted average number of ordinary shares outstanding during the year. Diluted EPS is determined by adjusting the profit or loss attributable to ordinary shareholders and the weighted average number of ordinary shares outstanding for the effects of all dilutive potential ordinary shares, if any.

| | Note | 2026 | 2025 |
|---|---|---|---|
| | | ---------- (Rupees '000) ---------- | |
| **5. PROPERTY, PLANT AND EQUIPMENT** | | | |
| Property, plant and equipment | 5.1 | **2,462,226** | 2,188,932 |
| **5.1 Property, plant and equipment** | | | |
| Operating assets | 5.1.1 | **2,451,105** | 2,178,908 |
| Capital work-in-progress | 5.1.3 | **11,121** | 10,024 |
| | | **2,462,226** | 2,188,932 |

### 5.1.1 Operating assets

| | | 2026 | | | | | | | |
|---|---|---|---|---|---|---|---|---|---|
| | | Leasehold land | Buildings on leasehold land | Plant and machinery* | Furniture and fixtures | Office equipment and appliances | Owned vehicles | Vehicles held under diminishing musharaka | Total |
| | | (Rupees '000) | | | | | | | |
| **As at April 1, 2025** | | | | | | | | | |
| Cost / revalued amount | | 1,155,500 | 200,153 | 2,617,063 | 31,753 | 66,373 | 138,490 | 86,370 | 4,295,702 |
| Accumulated depreciation | | (46,220) | (33,861) | (1,840,591) | (24,502) | (49,420) | (101,845) | (20,355) | (2,116,794) |
| Carrying amount | | 1,109,280 | 166,292 | 776,472 | 7,251 | 16,953 | 36,645 | 66,015 | 2,178,908 |
| Additions / transfers from CWIP | | - | 20,681 | 107,646 | 855 | 3,458 | 6,644 | 49,920 | 189,204 |
| Surplus on revaluation during the year | | 294,830 | 21,973 | - | - | - | - | - | 316,803 |
| Reclassification | | - | - | - | - | - | 7,437 | (7,437) | - |
| Disposals | | | | | | | | | |
| Cost | | - | - | - | - | - | (2,058) | (15,328) | (17,386) |
| Depreciation | | - | - | - | - | - | 1,625 | 2,653 | 4,278 |
| | | - | - | - | - | - | (433) | (12,675) | (13,108) |
| Depreciation charge for the year | | (23,110) | (21,126) | (135,795) | (1,743) | (5,741) | (14,063) | (19,124) | (220,702) |
| Closing net book value | | 1,381,000 | 187,820 | 748,323 | 6,363 | 14,670 | 36,230 | 76,699 | 2,451,105 |
| **As at March 31, 2026** | | | | | | | | | |
| Cost / revalued amount | 5.1.1.1 | 1,450,330 | 242,807 | 2,724,709 | 32,608 | 69,831 | 150,513 | 113,525 | 4,784,323 |
| Accumulated depreciation | | (69,330) | (54,987) | (1,976,386) | (26,245) | (55,161) | (114,283) | (36,826) | (2,333,218) |
| Carrying amount | | 1,381,000 | 187,820 | 748,323 | 6,363 | 14,670 | 36,230 | 76,699 | 2,451,105 |
| Depreciation rate % per annum | | 2 | 10 | 10 - 20 | 10 - 20 | 10 - 20 | 10 - 20 | 10 - 20 | |

5.1.1.1 The Group has accounted for revaluation using the elimination approach, whereby the accumulated depreciation is eliminated against the gross carrying amount of the asset.

| | 2025 | | | | | | | |
|---|---|---|---|---|---|---|---|---|
| | Leasehold land | Buildings on leasehold land | Plant and machinery* | Furniture and fixtures | Office equipment and appliances | Owned Vehicles | Vehicles held under Diminishing Musharaka | Total |
| | (Rupees '000) | | | | | | | |
| **As at April 1, 2024** | | | | | | | | |
| Cost / revalued amount | 1,155,500 | 194,548 | 2,376,612 | 31,210 | 59,168 | 130,597 | 50,115 | 3,997,750 |
| Accumulated depreciation | (23,110) | (15,818) | (1,730,153) | (23,324) | (44,283) | (93,329) | (9,647) | (1,939,664) |
| Net book value | 1,132,390 | 178,730 | 646,459 | 7,886 | 14,885 | 37,268 | 40,468 | 2,058,086 |
| Additions / transfers from CWIP | - | 18,832 | 293,976 | 1,097 | 7,205 | 16,177 | 46,747 | 384,034 |
| Disposals | | | | | | | | |
| Cost | - | (13,227) | (53,525) | (554) | - | (8,284) | (10,492) | (86,082) |
| Depreciation | - | 1,323 | 14,069 | 521 | - | 2,206 | 4,076 | 22,195 |
| | - | (11,904) | (39,456) | (33) | - | (6,078) | (6,416) | (63,887) |
| Depreciation charge for the year | (23,110) | (19,366) | (124,507) | (1,699) | (5,137) | (10,722) | (14,784) | (199,325) |
| Closing net book value | 1,109,280 | 166,292 | 776,472 | 7,251 | 16,953 | 36,645 | 66,015 | 2,178,908 |
| **As at March 31, 2025** | | | | | | | | |
| Cost / revalued amount | 1,155,500 | 200,153 | 2,617,063 | 31,753 | 66,373 | 138,490 | 86,370 | 4,295,702 |
| Accumulated depreciation | (46,220) | (33,861) | (1,840,591) | (24,502) | (49,420) | (101,845) | (20,355) | (2,116,794) |
| Net book value | 1,109,280 | 166,292 | 776,472 | 7,251 | 16,953 | 36,645 | 66,015 | 2,178,908 |
| Depreciation rate % per annum | 2 | 10 | 10 - 20 | 10 - 20 | 10 - 20 | 10 - 20 | 10 - 20 | |

*This includes multiple parts of the mould having cost, accumulated depreciation and net book value of Rs 68.4 million (2025: Rs. 68.4 million), Rs. 19.32 million (2025: Rs 12.98 million) and Rs. 49.08 million (2025: Rs 55.45 million) respectively. These parts have been acquired with the funds of the Group but are not in the possession of the Group. These assets have been given by the Group to Precision Polymers (Private) Limited for the purpose of toll manufacturing of battery containers.

### 5.1.2 Details of assets sold, having net book value in excess of Rs. 500,000:

| Category | Cost | Accumulated depreciation | Net book value | Sale proceed | Gain / loss | Mode of disposal | Particular of purchaser |
|---|---|---|---|---|---|---|---|
| | ---------- (Rupees '000) ---------- | | | | | | |
| Vehicle | 4,719 | 787 | 3,932 | 4,442 | 510 | Group policy | Sarfraz Ahmed - Employee |
| Vehicle | 4,730 | 788 | 3,942 | 4,507 | 565 | Group policy | Mushtaque Ahmed -Employee |
| Vehicle | 5,879 | 1,078 | 4,801 | 5,543 | 742 | Group policy | Yasir Raza - Employee |
| | 15,328 | 2,653 | 12,675 | 14,492 | 1,817 | | |

| | Note | 2026 | 2025 |
|---|---|---|---|
| | | --------- (Rupees '000) --------- | |
| **5.1.3 Capital work-in-progress** | | | |
| Plant and machinery | 5.1.3.1 | **11,121** | 10,024 |
| **5.1.3.1 Movement in capital work-in-progress** | | | |
| April 01, 2025 | | **10,024** | 19,650 |
| Addition | | **190,340** | 10,024 |
| Transfer to property, plant and equipment | | **(189,204)** | (19,650) |
| Expensed out | | **(39)** | - |
| March 31, 2026 | | **11,121** | 10,024 |

### 5.1.4 The details of the Group's immovable fixed assets are as follows:

| | Location | Usage of immovable property | Total area (In acres) | Covered area (In square feet) |
|---|---|---|---|---|
| a) | A/45, Hill Street, S.I.T.E. Karachi | Manufacturing facility | 2.92 | 90,238 |
| b) | B-119-121,124-127, H.I.T.E., Hub, District Lasbella, Baluchistan | Manufacturing facility | 3.91 | 68,000 |
| c) | E2/1/P-12 (F-11), Eastern Industrial Zone, Port Qasim Authority Area, Karachi | Manufacturing facility (Chemicals) | 2.00 | 16,800 |
| d) | A/47, Hill Street, S.I.T.E. Karachi | Manufacturing facility | 1.91 | 41,556 |
| e) | S-60-R-41/2/5, Ground floor, Farukh Plaza, near Saffanwala Chowk, Mozang Road, Lahore. | Shop | 0.04 | 1,758 |

### 5.1.5 Revalued leasehold land and buildings on leasehold land

The Group has a policy of revaluing the leasehold land and buildings on leasehold land (classified as operating assets) using the revaluation model. The fair value of the Group's leasehold land and buildings on leasehold land are determined periodically, but at least in three years, by an independent professionally qualified valuer.

The carrying values of the leasehold land and buildings on leasehold land would have been Rs. 99.79 million (2025: **Rs. 102.06 million) and Rs. 133.37 million (2025: Rs. 132.27 million) under the cost model.**

### 5.1.6 Fair value measurements under revaluation model for property, plant and equipment

The fair value measurements of the Group's leasehold land and buildings on leasehold land as at March 31, 2026 were performed by an independent valuer M/s Shahani & Co on the basis of present market values as at March 31, 2026 for similar sized plots in the vicinity and replacement values of similar type of buildings based on present cost of construction. The revaluation resulted in a gain of Rs. 316.08 million.

### 5.1.7 Fair value hierarchy

Details of the Group's land and buildings on leasehold land and information about the fair value hierarchy of latest revaluation are as follows:

| | Level 1 | Level 2 | Level 3 | Fair value as at March 31, 2026 | Level 1 | Level 2 | Level 3 | Fair value as at March 31, 2023 |
|---|---|---|---|---|---|---|---|---|
| | (Rupees '000) | | | | (Rupees '000) | | | |
| Leasehold land | - | - | 1,381,000 | 1,381,000 | - | - | 1,155,500 | 1,155,500 |
| Buildings on leasehold land | - | - | 187,820 | 187,820 | - | - | 131,200 | 131,200 |
| | - | - | 1,568,820 | 1,568,820 | - | - | 1,286,700 | 1,286,700 |

5.1.7.1 Forced sales value as determined by management is amounted to Rs. 1,173.85 million and 159.647 million, in respect of land and building on leasehold land, respectively.

5.1.8 Included in the cost of fixed assets, there are fully depreciated items which are still in use aggregating to Rs. 1,586.67 million (2025: Rs. 1,465.68 million).

5.1.9 The Group allocates depreciation charge to cost of sales, selling and distribution expense and administration and general expenses. Amounts allocated during the year are as follows:

| | Note | Depreciation 2026 | Depreciation 2025 |
|---|---|---|---|
| | | (Rupees '000) | |
| Cost of sales | 25 | 183,754 | 170,017 |
| Selling and distribution expenses | 26 | 21,361 | 14,245 |
| Administration and general expenses | 27 | 15,587 | 15,063 |
| | | 220,702 | 199,325 |

## 6. INTANGIBLE ASSET

| | 2026 | | | | | | | |
|---|---|---|---|---|---|---|---|---|
| | Cost | | | Accumulated amortisation | | | Net book value as at March 31, 2026 | Amortisation rate % per annum |
| | As at April 1, 2025 | Additions / transfers from CWIP | As at March 31, 2026 | As at April 1,2025 | Charge for the year | As at March 31, 2026 | | |
| | (Rupees '000) | | | | | | | |
| Software | 37,772 | - | 37,772 | 33,520 | 2,041 | 35,561 | 2,211 | 33 |

| | 2025 | | | | | | | |
|---|---|---|---|---|---|---|---|---|
| | Cost | | | Accumulated amortisation | | | Net book value as at March 31, 2025 | Amortisation rate % per annum |
| | As at April 1, 2024 | Additions / transfers from CWIP | As at March 31, 2025 | As at April 1, 2024 | Charge for the year | As at March 31, 2025 | | |
| | (Rupees '000) | | | | | | | |
| Software | 31,649 | 6,123 | 37,772 | 31,649 | 1,871 | 33,520 | 4,252 | 33 |

6.1 These are fully depreciated items which are still in use aggregating to Rs 31.65 million (2025: Rs. 31.65 million).

6.2 The Group allocates amortisation charge to cost of sales, selling and distribution expense and administration and general expenses. Amounts allocated during the year are as follows:

| | Note | Amortisation 2026 | Amortisation 2025 |
|---|---|---|---|
| | | --------- (Rupees '000) --------- | |
| Cost of sales | 25 | **1,744** | 1,599 |
| Selling and distribution | 26 | **153** | 140 |
| Administration and general | 27 | **144** | 132 |
| | | **2,041** | 1,871 |

## 7. LONG-TERM LOANS

### Considered good - unsecured

| | | | |
|---|---|---|---|
| Due from: | | | |
| Executives | 7.1 & 7.2 | **1,945** | 3,451 |
| Employees | 7.1 | **1,292** | 1,173 |
| | | **3,237** | 4,624 |
| Less: current portion of long-term loan | 12 | **(1,204)** | (2,339) |
| | | **2,033** | 2,285 |

7.1 Loans to executives and employees are provided for other general purposes in accordance with the terms of their employment. These loans are interest free and repayable over varying periods upto a maximum period of five years. These are not discounted to present value as the impact is immaterial in the overall context of the financial statements.

### 7.2 Reconciliation of carrying amount of loans due from executives

| | 2026 | 2025 |
|---|---|---|
| | --------- (Rupees '000) --------- | |
| Opening balance | **3,451** | 2,434 |
| Disbursements during the year | **435** | 2,460 |
| Repayments during the year | **(1,941)** | (1,443) |
| Closing balance | **1,945** | 3,451 |

## 8. LONG-TERM DEPOSITS

| | Note | 2026 | 2025 |
|---|---|---|---|
| | | --------- (Rupees '000) --------- | |
| Utilities | | **25,343** | 25,343 |
| Others | | **31,730** | 15,392 |
| | | **57,073** | 40,735 |

## 9. STORES AND SPARES

| | | | |
|---|---|---|---|
| Stores | | **14,008** | 38,393 |
| Spares (including in transit - Rs. 63.1 million (2025: Rs. 23.2 million)) | | **334,371** | 267,174 |
| | | **348,379** | 305,567 |
| Less: provision for slow moving and obsolete stores and spares | 9.1 | **(20,589)** | (18,735) |
| | | **327,790** | 286,832 |

| | Note | 2026 | 2025 |
|---|---|---|---|
| | | --------- (Rupees '000) --------- | |

### 9.1 Provision for slow moving and obsolete stores and spares

| | | | |
|---|---|---|---|
| Opening balance | | **18,735** | 20,907 |
| Reversals | 28 & 9.2 | **-** | (2,172) |
| Provision made during the year | 29 | **1,854** | - |
| Closing balance | | **20,589** | 18,735 |

9.2 The reversal is due to consumption of old items of stores and spares which were previously provided for.

| | Note | 2026 | 2025 |
|---|---|---|---|
| | | --------- (Rupees '000) --------- | |

### 10. STOCK-IN-TRADE

| | | | |
|---|---|---|---|
| Raw and packing materials and components (including goods-in-transit of Rs. 281.1 million (2025: Rs 530.9 million) | 10.1 | **1,999,107** | 2,401,809 |
| Work-in-process | | **2,193,337** | 2,885,535 |
| Finished goods | | **1,400,497** | 1,882,278 |
| | | **5,592,941** | 7,169,622 |
| Less: provision for slow moving, NRV and obsolete stock-in-trade | 10.2 | **(57,838)** | (52,493) |
| | | **5,535,103** | 7,117,129 |

10.1 Raw materials and components are held by Precision Polymers Private Limited (Third Party) who under an arrangement with the Group, manufacture plastic containers, lids and vent plugs for the Group.

| | 2026 | 2025 |
|---|---|---|
| | --------- (Rupees '000) --------- | |
| Precision Polymers Private Limited | **58,438** | 55,327 |

| | Note | 2026 | 2025 |
|---|---|---|---|
| | | --------- (Rupees '000) --------- | |

### 10.2 Provision for slow moving, NRV and obsolete stock-in-trade

| | | | |
|---|---|---|---|
| Opening balance | | **52,493** | 47,054 |
| Provision made during the year | 29 | **5,345** | 5,439 |
| Closing balance | | **57,838** | 52,493 |

| | Note | 2026 | 2025 |
|---|---|---|---|
| | | --------- (Rupees '000) --------- | |

### 11. TRADE DEBTS (unsecured)

| | | | |
|---|---|---|---|
| Considered | | | |
| - good | | **3,876,783** | 4,107,004 |
| - doubtful | | **308,460** | 308,460 |
| | 11.1 & 11.3 | **4,185,243** | 4,415,464 |
| Less: allowance for expected credit losses | 11.2 | **(308,460)** | (308,460) |
| | | **3,876,783** | 4,107,004 |

| | Note | 2026 | 2025 |
|---|---|---|---|
| | | --------- (Rupees '000) --------- | |

### 11.1 Aging of unsecured trade debts is as follows:

| | | |
|---|---|---|
| Not yet due | **3,337,034** | 3,611,490 |
| Less than 30 days | **156,579** | 199,027 |
| Less than 60 days | **181,178** | 138,118 |
| Less than 90 days | **123,153** | 30,243 |
| Less than 180 days | **108,222** | 160,764 |
| 181 days and above | **279,077** | 275,822 |
| | **4,185,243** | 4,415,464 |

### 11.2 Allowance for expected credit losses

| | | |
|---|---|---|
| Opening balance | **308,460** | 277,073 |
| Provision made during the year | **-** | 31,387 |
| Closing balance | **308,460** | 308,460 |

11.3 The above includes amount due from the related party, SSFR (Private) Limited, amounted to Rs. 0.138 million as at March 31, 2026 (2025: Rs. 0.138 million). This balance has been outstanding for more than one year and is fully provided for.

| | Note | 2026 | 2025 |
|---|---|---|---|
| | | --------- (Rupees '000) --------- | |

## 12. LOANS AND ADVANCES

**Considered good - unsecured**

| | | | |
|---|---|---|---|
| Current portion of long term loans due from employees and executives | 7 | **1,204** | 2,339 |
| Advances to suppliers | | **70,336** | 95,592 |
| Bank margin | 12.1 | **29,050** | 24,413 |
| | | **100,590** | 122,344 |

12.1 This represent 100% held by banks for opening of letter of credits.

## 13. TRADE DEPOSITS, PREPAYMENTS AND OTHER RECEIVABLES

| | | | |
|---|---|---|---|
| Container deposits | | **6,738** | 7,693 |
| Prepayments | | **8,404** | 4,332 |
| Insurance claims receivable | | **5,796** | 2,782 |
| Receivable from defined benefit plans - related party | 13.1 | **-** | 10,811 |
| | | **20,938** | 25,618 |

### 13.1 Receivable from defined benefit plans

| | 2026 | | | 2025 | | |
|---|---|---|---|---|---|---|
| | Exide | ABCL | Total | Exide | ABCL | Total |
| | ---------- (Rupees '000) ---------- | | | | | |
| Balance at April 1 | - | - | - | 5,109 | 2,688 | 7,797 |
| Charge for the year - net | - | - | - | (7,350) | 257 | (7,093) |
| Other comprehensive income | - | - | - | 9,932 | 175 | 10,107 |
| Balance at March 31 | - | - | - | 7,691 | 3,120 | 10,811 |

13.1.1 The details of defined benefit obligations / (plan) and the related disclosures are given in note 33 to these consolidated financial statements.

13.1.2 Automotive Battery Company Limited (ABCL) was merged with Exide Pakistan Limited (Exide) in accordance with the scheme of amalgamation approved by the High Court of Sindh on March 11, 2009. The said amalgamation was effective from March 31, 2008. However, the resulting amalgamation did not affect the staff retirement funds operated by both the companies as a result of which separate funds are being operated for the employees of both companies.

## 14. CASH AND BANK BALANCES

| | Note | 2026 | 2025 |
|---|---|---|---|
| | | --------- (Rupees '000) --------- | |
| Balances with banks - current accounts | | **13,004** | 107,830 |
| Balances with banks - saving accounts | 14.1 | **5,262** | 1,013 |
| | | **18,266** | 108,843 |
| Cash in hand | | **307** | 74 |
| | | **18,573** | 108,917 |

14.1 These carry profit / interest ranging between 2.32% to 5.14% (2025: 10.44% to 18.56%).

## 15. ISSUED, SUBSCRIBED AND PAID-UP SHARE CAPITAL

| 2026 | 2025 | | 2026 | 2025 |
|---|---|---|---|---|
| ----- (Number of shares) ----- | | | --------- (Rupees '000) --------- | |
| **359,248** | 359,248 | ordinary shares of Rs 10 each issued as fully paid in cash | **3,592** | 3,592 |
| **20,894** | 20,894 | ordinary shares of Rs 10 each issued for consideration other than cash | **209** | 209 |
| **7,144,309** | 7,144,309 | ordinary shares of Rs 10 each issued as fully paid bonus shares | **71,443** | 71,443 |
| **244,167** | 244,167 | ordinary shares of Rs 10 each issued to minority shareholders of Automotive Battery Company Limited | **2,442** | 2,442 |
| **7,768,618** | 7,768,618 | | **77,686** | 77,686 |

### 15.1 Shares held by the related parties of the Group

| Name of the shareholders | 2026 | 2025 |
|---|---|---|
| | ---- (Number of shares) ---- | |
| Arif Hashwani | **4,300** | 4,300 |
| Hussain Hashwani | **1,250,601** | 1,250,601 |
| Altaf Hashwani | **1,412,945** | 1,412,945 |
| S. Haider Mehdi | **652** | 652 |
| Ms. Sana Arif Hashwani | **1,604,553** | 1,604,553 |
| Ms. Zaver Hashwani | **1,595,687** | 1,595,687 |
| Zaver Enterprise | **105,540** | 105,540 |
| Arshad Shahzada | **13** | 13 |

15.2 Voting rights, board selection, rights of first refusal, block voting and other shareholders' rights are in proportion to their shareholding.

## 16. REVALUATION SURPLUS ON PROPERTY, PLANT AND EQUIPMENT - NET OF TAX

This represents surplus arising on revaluation of leasehold land and buildings on leasehold land, net of deferred tax thereon.

| | Note | 2026 | 2025 |
|---|---|---|---|
| | | ---------- (Rupees '000) ---------- | |
| Surplus on revaluation of operating fixed assets as at April 1 | | 1,534,700 | 1,557,082 |
| Surplus arising on revaluation during the year | 5.1.1 | 316,803 | - |
| Transferred to unappropriated profit in respect of incremental depreciation charged during the year | | (22,382) | (22,382) |
| Surplus on revaluation of operating fixed assets as at March 31 | | 1,829,121 | 1,534,700 |
| Less: related deferred tax liability: | | | |
| - at beginning of the year | | 13,919 | 14,520 |
| - on surplus arising on revaluation during the year | | 8,130 | - |
| - on incremental depreciation charged during the year | | (601) | (601) |
| | 18 | 21,448 | 13,919 |
| | | 1,807,673 | 1,520,781 |

## 17. LONG TERM LOAN

| | Note | 2026 | 2025 |
|---|---|---|---|
| | | ---------- (Rupees '000) ---------- | |
| **Secured:** | | | |
| Banking company | 17.2 | 110,827 | 129,223 |
| Modaraba company | 17.3 | 72,399 | 61,955 |
| | 17.1 | 183,226 | 191,178 |
| Current portion | | (35,401) | (30,280) |
| Non-current portion | | 147,825 | 160,898 |

### 17.1 Movement in term loan

| | | |
|---|---|---|
| Opening balance | 191,178 | 185,673 |
| Loan obtained during the year | 49,919 | 33,558 |
| Repaid during the year | (57,871) | (28,053) |
| Closing balance | 183,226 | 191,178 |

17.2 Included herein balance of Rs. 110.827 million (2025: Rs. 129.223 million) represent finance obtained under SBP scheme namely Islamic Refinance for Renewable Energy is secured against charge over complete Solar Equipment Finance under the facility. This facility is subject to markup at the rate SBP base rate + 4%. This loan is repayable in equal quarterly installments upto February 10, 2032.

17.3 Included herein balance of Rs. 72.399 million (2025: Rs. 61.955 million) at year end, for vehicles acquired under Diminishing Musharaka from a modaraba company. The rate of mark-up is (Three Month Kibor + 1%), which ranges from 11.63% to 13.18% (2025: 13.14% to 22.99%) per annum and for the terms upto 5 years.

## 18. DEFERRED LIABILITIES

| | Note | 2026 | 2025 |
|---|---|---|---|
| | | ---------- (Rupees '000) ---------- | |
| Defined benefit obligations | 18.1 | 2,345 | - |
| Deferred taxation - net | 18.2 | - | - |
| | | 2,345 | - |

### 18.1 Defined benefit obligations

| | 2026 | | | 2025 | | |
|---|---|---|---|---|---|---|
| | Exide | ABCL | Total | Exide | ABCL | Total |
| | ---------- (Rupees '000) ---------- | | | ---------- (Rupees '000) ---------- | | |
| Balance at April 1 | (7,691) | (3,120) | (10,811) | - | - | - |
| Charge for the year - net | 7,981 | 435 | 8,416 | - | - | - |
| Other comprehensive income | 3,755 | 985 | 4,740 | - | - | - |
| Balance at March 31 | 4,045 | (1,700) | 2,345 | - | - | - |

18.1.1 The details of defined benefit obligations and the related disclosures are given in note 33 to these consolidated financial statements.

18.1.2 Automotive Battery Company Limited (ABCL) was merged with Exide Pakistan Limited (Exide) in accordance with the scheme of amalgamation approved by the High Court of Sindh on March 11, 2009. The said amalgamation was effective from March 31, 2008. However, the resulting amalgamation did not affect the staff retirement funds operated by both the companies as a result of which separate funds are being operated for the employees of both companies.

| 18.2 Deferred taxation - net | Note | 2026 | 2025 |
|---|---|---|---|
| | | ---------- (Rupees '000) ---------- | |
| **Deferred tax liability arising on taxable temporary differences due to:** | | | |
| Accelerated tax depreciation | | **97,980** | 114,586 |
| Revaluation surplus on property, plant and equipment (Routed through OCI) | 16 | **21,448** | 13,919 |
| (Payable) / receivable from / (to) defined benefit plans (Routed through OCI) | 18.2.2 | **(868)** | 4,216 |
| | | **118,560** | 132,721 |
| **Deferred tax assets arising on deductible temporary differences due to:** | | | |
| Provision against slow moving, NRV and obsolete stock-in-trade | | **(21,400)** | (20,472) |
| Provision against slow moving and obsolete stores and spares | | **(7,618)** | (7,307) |
| Provision against doubtful trade debts | | **(114,130)** | (120,299) |
| Provision for Workers' Welfare Fund | | **(17,442)** | - |
| Provision for Workers' Profit Participation Fund | | **(1,191)** | - |
| Provision against battery warranty claims | | **(52,957)** | (74,839) |
| | | **(214,738)** | (222,917) |
| Deferred tax assets un-recognised | | **96,178** | 90,196 |
| **Closing balance** | | **-** | - |

18.2.1 The Group has not recognised the deferred tax assets of Rs. 96.178 million (2025: Rs. 90.196 million) in excess of deferred tax liabilities in accordance with the Group accounting policy as stated in note 4.16 to these consolidated financial statements.

18.2.2 Includes amount Rs. 1.3 million (2025: Rs. 4.3 million) routed through consolidated statement of other comprehensive income.

| 19. TRADE AND OTHER PAYABLES | Note | 2026 | 2025 |
|---|---|---|---|
| | | ---------- (Rupees '000) ---------- | |
| Trade creditors | | **842,102** | 2,245,045 |
| Advance from customers | 19.1 | **229,240** | 231,424 |
| Provision against battery warranty claims | 19.2 | **143,127** | 191,895 |
| Bills payable | | **123,065** | 533,378 |
| Sales tax payable | | **98,699** | 15,778 |
| Withholding tax payable | | **96,474** | 38,950 |
| Accrued liabilities | 19.3 | **66,746** | 129,675 |
| Provision for Workers' Welfare Fund | | **47,141** | 58,856 |
| Payable to provident funds | | **3,346** | 5,112 |
| Royalty payable | | **3,095** | 2,419 |
| Provision for Workers' Profit Participation Fund | 19.4 | **3,219** | 55,964 |
| Book overdraft | | **39** | 21,515 |
| Other payables | | **21,748** | 13,655 |
| | | **1,678,041** | 3,543,666 |

19.1 During the year, the performance obligations underlying the opening contract liability of Rs. 231.424 million were satisfied in full. Accordingly, the said liability was recorded as revenue during the year. Information regarding the timing of satisfaction of performance obligations underlying the closing contract liability of Rs. 229.24 million is not presented since the expected duration of all the contracts entered into with the customers is less than one year.

| | Note | 2026 | 2025 |
|---|---|---|---|
| | | ----------(Rupees '000)---------- | |
| **19.2 Provision against battery warranty claims** | | | |
| Balance at April 1 | | **191,895** | 190,793 |
| Charge for the year | 26 | **494,048** | 852,832 |
| Claims paid during the year | | **(542,816)** | (851,730) |
| Balance at March 31 | 19.2.1 | **143,127** | 191,895 |

19.2.1 The Group recognises the estimated provision to replace products that are still under warranty at the reporting date. The provision for warranty claim is calculated based on past experience / history of level of replacements. The claims are valid for 6 to 12 months warranty.

19.3 This includes an amount of Rs. 9.41 million (2025: Rs. 8.40 million) in respect of employees compensated absences.

| | Note | 2026 | 2025 |
|---|---|---|---|
| | | ----------(Rupees '000)---------- | |
| **19.4 Workers' Profits Participation Fund** | | | |
| Balance at April 1 | | **55,964** | 15,823 |
| Allocation for the year | 29 | **23,219** | 55,964 |
| | | **79,183** | 71,787 |
| Interest on funds utilised in the Group's business | 30 | **2,092** | 3,305 |
| Less: amount paid during the year | | **(78,056)** | (19,128) |
| Balance at March 31 | | **3,219** | 55,964 |

## 20. ACCRUED PROFIT / MARK-UP

| | | |
|---|---|---|
| **Profit accrued on:** | | |
| Running Musharakah | **60,462** | 33,705 |
| Tijarah | **23,637** | 57,774 |
| Istisna | **19,382** | 62,289 |
| | **103,481** | 153,768 |
| **Markup accrued on:** | | |
| Running finance | **62,990** | 38,922 |
| Finance against on trust receipts | **3,089** | - |
| Money market | **444** | - |
| Long term finance | **951** | 1,143 |
| Loan from director | **-** | 2,509 |
| | **67,474** | 42,574 |
| | **170,955** | 196,342 |

## 21. LOAN FROM DIRECTOR

| | | | |
|---|---|---|---|
| Loan from director - unsecured | 21.1 & 21.2 | **1,325** | 226,125 |

21.1 Loan from director is unsecured, it is subject to markup at the rate of one month Kibor+1% and is payable on demand. It was obtained for the purpose of meeting working capital requirements. During the year, the loan has been fully repaid.

### 21.2 Movement of loan from director

| | | As at April 1, | Receipts | Repayment | As at March 31, |
|---|---|---|---|---|---|
| | | (Rupees '000) | | | |
| Loan from director | 2026 | 226,125 | 200 | (225,000) | 1,325 |
| | 2025 | 240,725 | 400 | (15,000) | 226,125 |

| | Note | 2026 | 2025 |
|---|---|---|---|
| | | (Rupees '000) | |
| **22. SHORT-TERM BORROWINGS** | | | |
| **From banking companies - secured** | 22.1 | | |
| Running Musharakah | | 310,646 | 600,000 |
| Tijarah | | 1,000,000 | 999,469 |
| Istisna | | 1,499,983 | 1,499,890 |
| Finance against trust receipt | | 118,476 | - |
| Money market | | 170,000 | - |
| | | 3,099,105 | 3,099,359 |
| Running finance | | 1,497,210 | 1,161,752 |
| | | 4,596,315 | 4,261,111 |

22.1 These facilities, representing Running Musharakah, Istisna, Tijarah, Finance against trust receipt, Money market and Running Finance facilities, are available from certain commercial banks up to Rs. 7,800 million (2025: Rs. 6,300 million) and carry profit / mark-up rates ranging from 11.25% to 14.65% (2025: 11.29% to 22.37%) per annum. At March 31, 2026, unutilised facilities available to the Group aggregated to Rs. 3,203.685 million (2025: Rs. 992.190 million). These facilities are secured by way of pari passu and joint hypothecation charge over the Group's present and future stock-in-trade and trade debts.

## 23. CONTINGENCIES AND COMMITMENTS

### 23.1 Contingencies

23.1.1 Group received show cause No. DCIR/Unit-2/Audit-I/LTO/KHI/Exide/2016/17 dated July 21, 2022 and DCIR/Unit-4/Audit-I/LTO/KHI/Exide/2016-17 dated November 23, 2022 under section 11(2) of the Sales Tax Act, 1990 for the tax period April 2016 to March 2017. In response, the Group, through its advisor, filed a petition in the High Court of Sindh. The case was pending adjudication and the Group's legal counsel is confident that the same would be decided in favour of the Group. During the year the case has been disposed off and no appeal has been filed against the Group.

23.1.2 Group received show cause No. DCIR/Unit-4/Inadmissible Input/Enf.-I/LTO/2022/909 dated March 24, 2022 under section 11(2) of the Sales Tax Act, 1990 for the tax period July 2020 to November 2021 which stated that the Group claimed excess input tax of Rs. 1,129,927,115. In response, the group, through its advisor, filed a petition in the High Court of Sindh. The case was pending adjudication and the Group's legal counsel is confident that the same would be decided in favour of the Group. During the year the case has been disposed off and no appeal has been filed against the Group.

23.1.3 On April 12, 2021, a notice was received from tax authorities which entailed audit observations pertaining to tax year 2019 and was duly replied by the Group. Consequently, on June 03, 2021, a show cause notice u/s 122(9) of the Income Tax Ordinance (ITO), 2001 for amendment of assessment u/s 122(1)(5) of the ITO,2001 was received seeking reasons for charging certain expenses as allowable tax expenses. In response, the Group, through its tax advisor, filed a petition in High Court of Sindh for a stay order against any coercive measures. The case would pending adjudication and the Group's legal counsel is confident that the same was be decided in favour of the Group. During the year the case has been disposed off and no appeal has been filed against the Group.

23.1.4 As of year end, several cases filed against the Group before various court of law / tax forums, the amount of which cannot be determined. The management, based on the opinion of its legal counsel, expect that the outcome of all those cases will be in favor of the Group, as they have a reasonable defense in the cases filed. Accordingly, no provision has been made in these consolidated financial statement.

## 23.2 Commitments

| | Note | 2026 | 2025 |
|---|---|---|---|
| | | ----------(Rupees '000)---------- | |
| **23.2.1 Commitments in respect of:** | | | |
| Letters of credit | | 802,102 | 921,031 |
| Letters of guarantee | | 72,402 | 91,249 |

## 24 SALES - NET

| | | |
|---|---|---|
| Sales | 26,458,325 | 36,208,658 |
| Less: | | |
| Sales tax | 4,046,581 | 5,417,920 |
| Discounts to distributors and customers | 2,775,047 | 6,895,730 |
| | 6,821,628 | 12,313,650 |
| Net sales | 19,636,697 | 23,895,008 |

24.1 This includes export sales amounted to Rs. nil (2025: Rs. 54.307 million).

## 25. COST OF SALES

| | Note | 2026 | 2025 |
|---|---|---|---|
| | | ----------(Rupees '000)---------- | |
| Opening stock of raw material | | 2,401,809 | 2,196,579 |
| Purchases | | 12,798,250 | 18,260,655 |
| | | 15,200,059 | 20,457,234 |
| Closing stock of raw material | | (1,999,107) | (2,401,809) |
| Raw and packing materials consumed | | 13,200,952 | 18,055,425 |
| Salaries, wages and benefits | 25.1 | 1,029,726 | 970,789 |
| Fuel, power and water | | 890,584 | 1,269,551 |
| Spares consumed | | 298,473 | 510,196 |
| Depreciation | 5.1.9 | 183,754 | 170,017 |
| Repairs and maintenance | | 33,588 | 44,166 |
| Insurance | | 23,255 | 24,874 |
| Rent, rates and taxes | 25.2 | 7,069 | 10,305 |
| Amortisation | 6.2 | 1,744 | 1,599 |
| General expenses | | 59,731 | 64,803 |
| Opening stock of work-in-process | | 2,885,535 | 2,440,988 |
| Closing stock of work-in-process | | (2,193,337) | (2,885,535) |
| Cost of goods manufactured | | 16,421,074 | 20,677,178 |
| Opening stock of finished goods | | 1,882,278 | 1,230,749 |
| | | 18,303,352 | 21,907,927 |
| Closing stock of finished goods | | (1,400,497) | (1,882,278) |
| | | 16,902,855 | 20,025,649 |

25.1 Salaries, wages and benefits include Rs 8.90 million (2025: Rs 6.58 million) in respect of staff retirement benefits.

25.2 The Group has a tenancy agreement with two related parties namely Zaver Enterprises and Hassan Ali Sons (Pvt) Ltd. Rent has been charged during this year in respect of these properties.

## 26. SELLING AND DISTRIBUTION EXPENSES

| | Note | 2026 | 2025 |
|---|---|---|---|
| | | ----------(Rupees '000)---------- | |
| Battery warranty charge | 19.2 | 494,048 | 852,832 |
| Carriage and forwarding | | 300,567 | 375,795 |
| Salaries, wages and benefits | 26.1 | 210,662 | 178,729 |
| Advertising and promotion | | 104,453 | 144,251 |
| Travelling, conveyance and entertainment | | 45,443 | 41,710 |
| Rent, rates and taxes | | 42,829 | 37,351 |
| Depreciation | 5.1.9 | 21,361 | 14,245 |
| Insurance | | 19,368 | 29,781 |
| Repairs and maintenance | | 7,016 | 2,099 |
| Batteries damaged in transit | | 4,913 | 1,735 |
| Royalty | 26.2 | 3,095 | 2,419 |
| Printing and stationery | | 1,599 | 1,615 |
| Postage, telegram, telephone and telex | | 2,341 | 3,216 |
| Amortisation | 6.2 | 153 | 140 |
| Miscellaneous expenses | | 16,539 | 16,388 |
| | | 1,274,387 | 1,702,306 |

26.1 Salaries, wages and benefits include Rs 2.21 million (2025: Rs 1.63 million) in respect of staff retirement benefits.

26.2 Royalty is paid by the Group to The Furukawa Battery Company Limited, Japan, having its registered office at 4-1, Hoshikawa 2-Chome, Hodogaya-Ku, Yokohama-Shi, Kanagawa-Ken, Japan, and has been computed in accordance with the provisions of the agreements between The Furukawa Battery Company Limited, Japan and Exide Pakistan Limited.

| 27. ADMINISTRATION AND GENERAL EXPENSES | Note | 2026 | 2025 |
|---|---|---|---|
| | | (Rupees '000) | |
| Salaries, wages and benefits | 27.1 | 173,599 | 165,793 |
| Travelling, conveyance and entertainment | | 29,722 | 29,920 |
| Depreciation | 5.1.9 | 15,587 | 15,063 |
| Legal and professional charges | | 15,501 | 23,879 |
| Repairs and maintenance | | 9,753 | 7,555 |
| Insurance | | 8,036 | 8,815 |
| Printing and stationery | | 2,176 | 3,933 |
| Communication and postage | | 1,937 | 2,449 |
| Amortisation | 6.2 | 144 | 132 |
| General expenses | | 14,804 | 15,711 |
| | | 271,259 | 273,250 |

27.1 Salaries, wages and benefits include Rs 2.10 million (2025: Rs 1.51 million) in respect of staff retirement benefits.

| 28. OTHER INCOME | Note | 2026 | 2025 |
|---|---|---|---|
| | | (Rupees '000) | |
| **Income from financial assets:** | | | |
| Profit on margin deposits | | 33 | 669 |
| Profit on dividend account | | 41 | 214 |
| | | 74 | 883 |
| **Income from non-financial assets:** | | | |
| Gain on disposal of property, plant and equipment | | 3,257 | 457 |
| Scrap sales | | 191 | - |
| Reversal of slow moving and obsolete stores and spares | 9.1 | - | 2,172 |
| | | 3,448 | 2,629 |
| | | 3,522 | 3,512 |

| 29. OTHER OPERATING CHARGES | | 2026 | 2025 |
|---|---|---|---|
| | | (Rupees '000) | |
| Workers' Profits Participation Fund | 19.4 | 23,219 | 55,964 |
| Workers' Welfare Fund | | 10,256 | 22,050 |
| Exchange loss - net | | 9,726 | 5,821 |
| Provision against slow moving and obsolete stock-in-trade- net | 10.2 | 5,345 | 5,439 |
| Auditors' remuneration | 29.1 | 3,745 | 3,611 |
| Provision against slow moving and obsolete stores and spares | 9.1 | 1,854 | - |
| Donations | 29.2 | 780 | 780 |
| | | 54,925 | 93,665 |

### 29.1 Auditors' remuneration

| | | | |
|---|---|---|---|
| Annual Audit of financial statement | | | |
| - standalone | 29.1.1 | 2,360 | 2,248 |
| - consolidation | | 191 | 182 |
| Fee for the review of half yearly financial statements | | 581 | 553 |
| CCG and other certifications | | 177 | 169 |
| Out of pocket expenses | | 436 | 459 |
| | | 3,745 | 3,611 |

29.1.1 Included herein Rs. 0.041 million (2025: Rs. 0.040 million) for services rendered with respect to audit of Worker's Profit Participation Fund carried out by another firm of chartered accountants.

29.2 During the year the Group has donated Rs. 0.78 million (2025: Rs. 0.78 million) to the Kidney Centre Post Graduate Training Institute and no donation were made to any donee in which the Group or a director or his spouse had any interest.

## 30. FINANCE COST

| | 2026 | 2025 |
|---|---|---|
| | ----------(Rupees '000)---------- | |
| Profit on short-term running musharakah | **286,317** | 106,397 |
| Mark-up on short-term running finance | **161,779** | 187,009 |
| Profit on short-term tijarah | **128,779** | 223,158 |
| Profit on short-term istisna | **107,597** | 162,028 |
| Profit on long-term loan | **12,296** | 15,024 |
| Money market | **10,426** | - |
| Finance against on trust receipts | **9,175** | - |
| Bank charges | **4,799** | 8,064 |
| Mark-up on loan from director | **3,380** | 26,080 |
| Interest on WPPF | **2,092** | 3,305 |
| | **726,640** | 731,065 |

## 31. LEVIES AND TAXATION

| | | |
|---|---|---|
| Levies and taxes | **(21,399)** | 426,824 |

## 31.1 REVENUE TAXES

| | | |
|---|---|---|
| - Minimum taxes | **106,462** | - |

31.1.1 This represent provision for minimum tax under section113 of the Income Tax Ordinance, 2001. The provision for minimum tax has been recognised as levies in these financial statements as per the requirements of IFRIC 21 / IAS 37 and guide on IAS 12 issued by ICAP.

## 31.2 Income tax - net

| | 2026 | 2025 |
|---|---|---|
| | ----------(Rupees '000)---------- | |
| Current | | |
| - for the year | **177,347** | 423,151 |
| - for prior years | **(295,141)** | - |
| | **(117,794)** | 423,151 |
| Deferred - net | **(10,067)** | 3,673 |
| | **(127,861)** | 426,824 |

## 31.3 Relationship between tax expense and accounting profit

The numerical reconciliation between tax expense and the product of accounting profit multiplied by the applicable tax rate as required by IAS 12 'Income Taxes' has not been presented in these financial statements since Group's income subject to taxation under the normal tax regime has attracted the provisions of section 113 of the Income Tax Ordinance, 2001 (Minimum tax).

## 32. EARNINGS PER SHARE (EPS)

Earnings per share has been computed by dividing profit after taxation for the year by the weighted average number of shares outstanding during the year as follows:

| | 2026 | 2025 |
|---|---|---|
| | ----------(Rupees '000)---------- | |
| Profit after taxation attributable to ordinary shareholders | **431,552** | 614,374 |
| | --------- (Number of shares) --------- | |
| Weighted average number of ordinary shares outstanding during the year | **7,768,618** | 7,768,618 |
| | ----------(Rupees '000)---------- | |
| Earnings per share | **55.55** | 79.08 |

32.1 A diluted earnings per share has not been presented as the Group does not have any convertible instruments in issue as at March 31, 2026 and 2025 which would have any effect on the earnings per share if the option to convert is exercised.

## 33. DEFINED BENEFIT AND DEFINED CONTRIBUTION PLANS

### 33.1 Defined benefit plan - Staff retirement gratuity plan

As mentioned in note 4.13, the Group operates an approved funded gratuity plan covering all eligible employees. The latest actuarial valuation of the plan has been carried out as at March 31, 2026 and expense and remeasurement gain / loss has been recorded based on this latest actuarial valuation report. Presently, separate funds are operating for the employees of Exide Pakistan Limited (Exide) and Automotive Battery Company Limited (ABCL) respectively as permitted under the scheme of amalgamation.

#### Principal actuarial assumptions

The following significant assumptions have been used for valuation of this scheme.

| | | 2026 | | 2025 | |
|---|---|---|---|---|---|
| | | **Exide** | **ABCL** | **Exide** | **ABCL** |
| i) | Valuation discount rate | **12.50%** | **12.50%** | 12.50% | 12.50% |
| ii) | Salary increase rate | **13.70%** | **13.70%** | 13.50% | 13.50% |
| iii) | Expected rate of return on plan assets | **12.50%** | **12.50%** | 12.50% | 12.50% |

iv) Assumptions regarding future mortality are based on actuarial advice in accordance with published statistics and experience in Pakistan. The rates assumed are based on the adjusted SLIC 2001 - 2005 mortality tables with one year age set back.

The gratuity scheme exposes the entity to the following risks:

#### Mortality risks

The risk that the actual mortality experience is different. The effect depends on the beneficiaries' service / age distribution and the benefit.

#### Investment risks

The risk of the investment underperforming and not being sufficient to meet the liabilities. This is managed by formulating proper investment plans.

#### Final salary risks

The risk that the final salary at the time of cessation of service is higher than what was assumed. Since the benefit is calculated on the final salary, the benefit amount increases similarly.

#### Risk of insufficiency of assets

This is managed by making regular contribution to the Fund as advised by the actuary.

#### Withdrawal risk

The risk of actual withdrawals varying with the actuarial assumptions can impose a risk to the benefit obligation. The movement of the liability can go either way.

### 33.2 The amount recognised in the consolidated statement of financial position is determined as follows:

| | | 2026 | | | 2025 | | |
|---|---|---|---|---|---|---|---|
| | | **Exide** | **ABCL** | **Total** | Exide | ABCL | Total |
| | **Note** | (Rupees '000) | | | | | |
| Present value of defined benefit obligation | 33.4 | **66,686** | **3,627** | **70,313** | 58,337 | 3,299 | 61,636 |
| Less: fair value of plan assets | 33.4 | **(62,641)** | **(5,327)** | **(67,968)** | (66,028) | (6,419) | (72,447) |
| | | **4,045** | **(1,700)** | **2,345** | (7,691) | (3,120) | (10,811) |

## 33.3 Plan assets comprise of the following:

| | 2026 | | | |
|---|---|---|---|---|
| | (Rupees '000) | Percentage composition | (Rupees '000) | Percentage composition |
| | EXIDE | | ABCL | |
| Debt instruments: | | | | |
| Pakistan Investment Bonds / Treasury bills | 3,981 | 6.4% | - | 0.0% |
| Term Finance Certificate - Quoted investment | 2,076 | 3.3% | - | 0.0% |
| Mutual funds | 54,837 | 87.5% | 4,453 | 83.6% |
| Equity instruments - Quoted investment | 718 | 1.2% | 637 | 12.0% |
| Cash at bank | 1,029 | 1.6% | 237 | 4.5% |
| | 62,641 | 100% | 5,327 | 100% |

| | 2025 | | | |
|---|---|---|---|---|
| | (Rupees '000) | Percentage composition | (Rupees '000) | Percentage composition |
| | EXIDE | | ABCL | |
| Debt instruments | | | | |
| Pakistan Investment Bonds / Treasury bills | 4,908 | 7.4% | - | 0.0% |
| Term Finance Certificate - Quoted investment | 2,407 | 3.7% | - | 0.0% |
| Mutual funds | 57,710 | 87.4% | 3,083 | 48.0% |
| Equity instruments - Quoted investment | 618 | 0.9% | 548 | 8.5% |
| Cash at bank | 385 | 0.6% | 2,788 | 43.4% |
| | 66,028 | 100% | 6,419 | 100% |

## 33.4 Movement in Defined benefit obligation / (Plan Assets)

| | 2026 | | | | | | |
|---|---|---|---|---|---|---|---|
| | Present value of obligation | Fair value of plan assets | Sub-total | Present value of obligation | Fair value of plan assets | Sub-total | Total |
| | Exide | | | ABCL | | | |
| | (Rupees in '000) | | | | | | |
| As at April 1 | 58,337 | (66,028) | (7,691) | 3,299 | (6,419) | (3,120) | (10,811) |
| Current service cost | 9,162 | - | 9,162 | 197 | - | 197 | 9,359 |
| Interest expense / (income) | 6,719 | (7,900) | (1,181) | 355 | (745) | (390) | (1,571) |
| Fund management expenses | - | - | - | - | 628 | 628 | 628 |
| | 74,218 | (73,928) | 290 | 3,851 | (6,536) | (2,685) | (2,395) |
| Remeasurements: | | | | | | | |
| - Experience adjustment | (2,417) | 5,638 | 3,221 | 656 | 290 | 946 | 4,167 |
| - Financial assumptions | 525 | - | 525 | 39 | - | 39 | 564 |
| - Demographic assumptions | 9 | - | 9 | - | - | - | 9 |
| Benefit payments | (5,649) | 5,649 | - | (919) | 919 | - | - |
| As at March 31 | 66,686 | (62,641) | 4,045 | 3,627 | (5,327) | (1,700) | 2,345 |

| | 2025 | | | | | | |
|---|---|---|---|---|---|---|---|
| | Present value of obligation | Fair value of plan assets | Sub-total | Present value of obligation | Fair value of plan assets | Sub-total | Total |
| | Exide | | | ABCL | | | |
| | (Rupees in '000) | | | | | | |
| As at April 1 | 48,237 | (53,346) | (5,109) | 2,656 | (5,344) | (2,688) | (7,797) |
| Current service cost | 8,381 | - | 8,381 | 147 | - | 147 | 8,528 |
| Interest expense / (income) | 6,610 | (7,641) | (1,031) | 398 | (802) | (404) | (1,435) |
| | 63,228 | (60,987) | 2,241 | 3,201 | (6,146) | (2,945) | (704) |
| Remeasurements: | | | | | | | |
| - Experience adjustment | (3,937) | (9,854) | (13,791) | (120) | (273) | (393) | (14,184) |
| - Financial assumptions | 4,350 | - | 4,350 | 281 | - | 281 | 4,631 |
| - Demographic assumptions | (491) | - | (491) | (63) | - | (63) | (554) |
| Benefit payments | (4,813) | 4,813 | - | - | - | - | - |
| As at March 31 | 58,337 | (66,028) | (7,691) | 3,299 | (6,419) | (3,120) | (10,811) |

**33.5** Based on the un-audited financial information of the provident and gratuity funds ('the Funds') as at March 31, 2026, investments by the provident and gratuity fund have been made in accordance with the provisions of section 218 of the Companies Act, 2017, and the conditions specified thereunder.

**33.6 Maturity profile of the defined benefit obligation**

Weighted average duration of defined benefit obligation is 4.66 years (2025: 4.59 years)

**33.7 Charge for defined benefit plan**

| | 2026 | | | 2025 | | |
|---|---|---|---|---|---|---|
| | Exide | ABCL | Total | Exide | ABCL | Total |
| | (Rupees '000) | | | | | |
| Current service cost | 9,162 | 197 | 9,359 | 8,381 | 147 | 8,528 |
| Interest expense on DBO | 6,719 | 355 | 7,074 | 6,610 | 398 | 7,008 |
| Expected return on plan assets | (7,900) | (745) | (8,645) | (7,641) | (802) | (8,443) |
| Fund management expenses | - | 628 | 628 | - | - | - |
| | 7,981 | 435 | 8,416 | 7,350 | (257) | 7,093 |

**33.8** The sensitivities of the defined benefit obligation to changes in the weighted principal assumptions are as under:

| | 2026 | | | | | |
|---|---|---|---|---|---|---|
| | Impact on defined benefit obligation - Increase / (decrease) | | | Impact on defined benefit obligation - Increase / (decrease) | | |
| | Change in assumption | Increase in assumption | Decrease in assumption | Change in assumption | Increase in assumption | Decrease in assumption |
| | Exide | | | ABCL | | |
| | in percentage | (Rupees in '000) | | in percentage | (Rupees in '000) | |
| Discount rate | 1.0% | 63,792 | 69,875 | 1.0% | 3,402 | 3,883 |
| Salary increase rate | 1.0% | 69,998 | 63,631 | 1.0% | 3,859 | 3,422 |
| Withdrawal rate | 10.0% | 66,489 | 66,906 | 10.0% | 3,624 | 3,631 |

| | Increase by 1 year in assumption | Decrease by 1 year in assumption | Increase by 1 year in assumption | Decrease by 1 year in assumption |
|---|---|---|---|---|
| | Exide | | ABCL | |
| | (Rupees '000) | | | |
| Life expectancy | 66,692 | 66,680 | 3,626 | 3,627 |

| | 2025 | | | | | |
|---|---|---|---|---|---|---|
| | Impact on defined benefit obligation - Increase / (decrease) | | | Impact on defined benefit obligation - Increase / (decrease) | | |
| | Change in assumption | Increase in assumption | Decrease in assumption | Change in assumption | Increase in assumption | Decrease in assumption |
| | Exide | | | ABCL | | |
| | in percentage | (Rupees in '000) | | in percentage | (Rupees in '000) | |
| Discount rate | 1.0% | 55,878 | 61,046 | 1.0% | 3,143 | 3,476 |
| Salary increase rate | 1.0% | 61,128 | 55,762 | 1.0% | 3,443 | 3,173 |
| Withdrawal rate | 10.0% | 58,221 | 58,468 | 10.0% | 3,301 | 3,298 |

| | Increase by 1 year in assumption | Decrease by 1 year in assumption | Increase by 1 year in assumption | Decrease by 1 year in assumption |
|---|---|---|---|---|
| | Exide | | ABCL | |
| | (Rupees '000) | | | |
| Life expectancy | 58,340 | 58,334 | 3,299 | 3,300 |

Analysis of the above sensitivities are based on a change in an assumption while holding all other assumptions constant. When calculating the sensitivity of the defined benefit obligation to significant actuarial assumptions the same method (present value of the defined benefit obligation calculated with the projected unit credit method at the end of the reporting period) has been applied as when calculating the gratuity liability recognised within the consolidated statement of financial position.

**33.9** Expected maturity analysis of undiscounted defined benefit obligation for the gratuity scheme is as follows:

| As at March 31, 2026 | Less than a year | Between 1-2 years | Between 2-5 years | Over 5 years | Total |
|---|---|---|---|---|---|
| | (Rupees '000) | | | | |
| Exide Pakistan Limited | 13,643 | 11,898 | 24,753 | 101,710 | **152,004** |
| Automotive Batteries Company Limited | 480 | 150 | 2,094 | 9,521 | **12,245** |
| Total | 14,123 | 12,048 | 26,847 | 111,231 | **164,249** |

**33.10** Funding levels are monitored on an annual basis and are based on actuarial recommendations. Gratuity cost comprising the service cost and the net interest income for the next year works out to Rs. 9.30 million and by Rs. 0.041 million for Exide and ABCL respectively as per the actuarial valuation report of the Group as of March 31, 2026.

**33.11** The disclosures made in notes 33.1 to 33.10 are based on the information included in the actuarial valuation report of the Group as of March 31, 2026.

### 33.12 Defined contribution plan - provident fund

An amount of Rs 16.93 million (2025: Rs 15.33 million) has been charged during the year in respect of contributory provident fund maintained by the Group.

## 34. REMUNERATION OF CHIEF EXECUTIVE, DIRECTORS AND EXECUTIVES

| | Chief Executive Officer | | Directors | | Executives | | Total | |
|---|---|---|---|---|---|---|---|---|
| | 2026 | 2025 | 2026 | 2025 | 2026 | 2025 | 2026 | 2025 |
| | (Rupees '000) | | | | | | | |
| Managerial remuneration | **5,609** | 4,998 | **9,698** | 8,656 | **51,551** | 51,311 | **66,858** | 64,965 |
| Annual bonus | - | - | - | - | **3,473** | 4,000 | **3,473** | 4,000 |
| Leave pay | **208** | 208 | **361** | 325 | **1,368** | 1,753 | **1,937** | 2,286 |
| Housing, utilities and reimbursable expenses | **1,268** | 1,289 | **1,126** | 1,027 | **36,018** | 38,086 | **38,412** | 40,402 |
| Medical expenses | **561** | 500 | **970** | 866 | **5,155** | 5,131 | **6,686** | 6,497 |
| Defined benefit plan | - | - | - | - | **1,209** | 1,124 | **1,209** | 1,124 |
| Defined contribution plan | - | - | - | - | **2,901** | 2,697 | **2,901** | 2,697 |
| | **7,646** | 6,995 | **12,155** | 10,874 | **101,675** | 104,102 | **121,476** | 121,971 |
| **Number of persons** | **1** | 1 | **1** | 1 | **17** | 17 | **19** | 19 |

**34.1** The chief executive and directors are provided with free use of the Group maintained cars and residential telephones in accordance with their entitlement. Certain executives are also provided with the Group maintained cars as per Group policy.

### 34.2 Remuneration to other directors

Aggregate amount charged in the consolidated financial statements for fee to directors was Rs. 0.2 million (2025: Rs. 0.2 million).

## 35. TRANSACTIONS WITH RELATED PARTIES

Related parties include subsidiary company, entities under common directorship, directors, major shareholders, key management personnel and retirement benefit funds. Transactions with related parties essentially entail rent expense, transactions with key management personnel and amounts charged to benefit and contribution plans. Details of transactions with related parties and the balances with them as at year end other than those which have been disclosed else where are as follows:

| | Subsidiary company | | Key management personnel | | Other related parties | |
|---|---|---|---|---|---|---|
| | 2026 | 2025 | 2026 | 2025 | 2026 | 2025 |
| | (Rupees '000) | | | | | |
| - Sales | - | - | - | 2,683 | - | - |
| - Salaries | - | - | **37,869** | 44,430 | - | - |
| - Rent expense | - | - | **5,400** | 5,400 | - | - |
| - Repayment of loan | **-** | - | **225,000** | 15,000 | **-** | - |
| - Defined benefit plan - post employment benefits | **-** | - | **327** | 452 | **-** | - |
| - Defined contribution plan | **-** | - | **785** | 1,085 | **-** | - |
| Expenses charged | **6** | 5 | - | - | - | - |
| Expenses charged in respect of staff contribution plan | - | - | - | - | **16,931** | 15,336 |
| Expenses charged in respect of staff defined benefit plan | **-** | - | **-** | - | **7,788** | 7,093 |

35.1 Following are the related parties with whom the Group had entered into transactions or have arrangement / agreement in place:

| S. No. | Related party name | Basis of association | Aggregate % of shareholding |
|---|---|---|---|
| 1 | Chloride Pakistan (Private) Limited | Subsidiary company | 100% |
| 2 | Zaver Enterprises | Common control | N/A |
| 3 | Hassan Ali Sons (Private) Limited | Common control | N/A |
| 4 | SSFR (Private) Limited | Common control | N/A |
| 5 | Altaf Hashwani | Directorship | N/A |
| 6 | Arif Hashwani | Directorship | N/A |
| 7 | Hussain Hashwani | Directorship | N/A |
| 8 | Staff Contribution Plan | Others | N/A |
| 9 | Staff Defined Benefit Plan | Others | N/A |

35.2 Consideration for services is determined with mutual agreement considering the level of services provided. All transactions with related parties executed into at agreed terms, duly approved by the Board of directors of the Group. Particulars of remuneration of Chief Executive, Directors and Executives are disclosed in note 34 to these consolidated financial statements.

35.3 Key management personnel are those persons having authority and responsibility for planning, directing and controlling the activities of the entity. The Group considers all members of its management team, including the Chief Executive Officer and the Directors to be key management personnel.

35.4 Particulars of transactions with staff retirement benefit plans are disclosed in note 33 to these consolidated financial statements.

## 36. PRODUCTION CAPACITY

The actual production capacity of the battery plant cannot be determined as it depends on the proportion of different types of batteries produced which varies in relation to the consumer demand. The actual production during the year was according to market demand. The installed capacity of the chemical plants is 33,000 MT (2025: 33,000 MT) per annum whereas actual production during the year was 24,247 MT (2025: 27,375 MT).

## 37. CASH GENERATED FROM OPERATIONS

| | Note | 2026 | 2025 |
|---|---|---|---|
| | | --------- (Rupees '000) --------- | |
| Profit before taxation | | **410,153** | 1,041,198 |
| ***Adjustments:*** | | | |
| Depreciation | 5.1.9 | **220,702** | 199,325 |
| Amortisation | 6 | **2,041** | 1,871 |
| Realised exchange loss | 29 | **9,950** | 6,478 |
| Unrealised exchange gain | 29 | **(224)** | (657) |
| Gain on disposal of property, plant and equipment | 28 | **(3,257)** | (457) |
| Provision / (reversal) against slow moving and obsolete stores and spares | 28 | **1,854** | (2,172) |
| Allowance for expected credit losses - net | | **-** | 31,387 |
| Provision against slow moving, NRV and obsolete stock-in-trade - net | 29 | **5,345** | 5,439 |
| Provision for battery warranty claims | 19 | **494,048** | 852,832 |
| Net charge of gratuity provision | 33.7 | **13,156** | (3,014) |
| Provision for Workers Welfare Fund | 29 | **10,256** | 22,050 |
| Provision for Workers Profit Participation Fund | 29 | **25,311** | 59,269 |
| Finance cost | 30 | **726,640** | 731,065 |
| Capital work in progress expensed out | 5.1.3.1 | **39** | - |
| Interest income | 28 | **(74)** | (883) |
| Working capital changes | 37.1 | **39,066** | (1,668,722) |
| | | **1,955,006** | 1,275,009 |

### 37.1 Working capital changes

| | | |
|---|---|---|
| **(Increase) / decrease in current assets** | | |
| Stores and spares | **(42,812)** | (15,446) |
| Stock-in-trade | **1,576,681** | (1,301,306) |
| Trade debts | **230,221** | 263,545 |
| Loans and advances | **21,754** | (27,984) |
| Trade deposits, prepayments and other receivables | **(6,131)** | 250,950 |
| Sales tax refundable | **-** | 119,940 |
| | **1,779,713** | (710,301) |
| **Increase / (decrease) in current liabilities** | | |
| Trade and other payables | **(1,823,568)** | (974,199) |
| Sales tax payable | **82,921** | 15,778 |
| | **39,066** | (1,668,722) |

### 37.2 Reconciliation of liabilities arising from financing activities

| | As at March 31, 2025 | Non-cash changes | Cash flows | As at March 31, 2026 |
|---|---|---|---|---|
| | (Rupees '000) | | | |
| Short term borrowing | 3,099,359 | - | (254) | 3,099,105 |
| Long term loan | 191,178 | - | (7,952) | 183,226 |
| Loan from director | 226,125 | - | (224,800) | 1,325 |
| Total liabilities from financing activities | 3,516,662 | - | (233,006) | 3,283,656 |

## 38. CASH AND CASH EQUIVALENTS

Cash and cash equivalents included in the statement of cash flows comprise of the following consolidated statement of financial position amounts:

| | Note | 2026 | 2025 |
|---|---|---|---|
| | | (Rupees '000) | |
| Cash and bank balances | 14 | 18,573 | 108,917 |
| Short-term borrowings | 22 | (1,497,210) | (1,161,752) |
| Book overdraft | 19 | (39) | (21,515) |
| | | (1,478,676) | (1,074,350) |

## 39. FINANCIAL INSTRUMENTS BY CATEGORY

### 39.1 Financial assets and financial liabilities

| | 2026 | 2025 |
|---|---|---|
| | (Rupees '000) | |
| **Financial assets at amortised cost** | | |
| Long-term deposits | 57,073 | 40,735 |
| Trade debts | 3,876,783 | 4,107,004 |
| Trade deposits and other receivables | 12,534 | 10,475 |
| Cash and bank balances | 18,573 | 108,917 |
| | 3,964,963 | 4,267,131 |
| **Financial liabilities at amortised cost** | | |
| Trade and other payables | 1,060,141 | 2,950,799 |
| Unclaimed dividend | 8,068 | 6,332 |
| Accrued profit / mark-up | 170,955 | 196,342 |
| Long term loan | 183,226 | 191,178 |
| Loan from Director | 1,325 | 226,125 |
| Short-term borrowings | 4,596,315 | 4,261,111 |
| | 6,020,030 | 7,831,887 |

## 40. FINANCIAL RISK MANAGEMENT OBJECTIVES AND POLICIES

The Group's activities are exposed to a variety of financial risks namely credit risk, liquidity risk and market risk. The Group finances its operations through equity, borrowings and management of working capital with a view to monitor an appropriate mix between various sources of finance to minimise risk. The Group has established adequate procedures to manage each of these risks as explained below:

## 40.1 Credit risk

Credit risk is the risk which arises with the possibility that one party to a financial instrument will fail to discharge its obligation and cause the other party to incur a financial loss. The Group attempts to control credit risk by monitoring credit exposures, limiting transactions with specific counterparties and continually assessing the creditworthiness of counterparties.

### Concentration of credit risk

Concentration of credit risk arises when a number of counterparties are engaged in similar business activities or have similar economic features that would cause their ability to meet contractual obligations to be similarly affected by changes in economic, political or other conditions. Concentrations of credit risk indicate the relative sensitivity of the Group's performance to developments affecting a particular industry.

Credit risk arises from bank balances and credit exposures to customers, including trade debts. The financial assets of the Group that are subject to credit risk amounted to Rs. 4,203.51 million (2025: Rs. 5,570.96 million).

For trade debts, individual credit limits are assigned to customers keeping in view their payment history, financial position, past experience and other factors. The utilisation of credit limits is regularly monitored. The concentration of credit risk lies in the top 15 (2025: 15) customers which constitute 52% (2025: 65%) of the Group's trade debts.

The breakup of gross amounts due from customers is presented below:

| | Note | 2026 | 2025 |
|---|---|---|---|
| | | ---------(Rupees '000)--------- | |
| **Due from customers** | | | |
| Direct customers | | **610** | 782 |
| Distributors | | **4,184,633** | 4,414,682 |
| | 11 | **4,185,243** | 4,415,464 |

Out of Rs 4,185 million (2025: Rs 4,415 million), the Group has provided Rs. 308.46 million (2025: Rs 308.46 million) as amounts being doubtful.

40.1.1 To minimize its exposure to credit risk, the Group maintains its cash balances only with banks with high quality credit worthiness. As of the reporting date, the external credit ratings of the Group's major bankers were as follows:

| Bank Name | Credit Rating Agency | Rating | |
|---|---|---|---|
| | | Short term | Long term |
| Al Baraka Bank | PACRA | A1 | A+ |
| Allied Bank Limited | PACRA | A1+ | AAA |
| Bank Alfalah Limited | PACRA | A1+ | AAA |
| Bank Islami Pakistan Limited | PACRA | A1 | AA- |
| Dubai Islamic Bank Pakistan Limited | JCR-VIS | A1+ | AA |
| Faysal Bank Limited | PACRA | A1+ | AA+ |
| Habib Bank Limited | JCR-VIS | A1+ | AAA |
| Habib Metro Politan Bank Limited | PACRA | A1+ | AA+ |
| Js Bank Limited (JSB) | PACRA | A1+ | AA |
| MCB Bank Limited | JCR-VIS | A1+ | AAA |
| Meezan Bank Limited | JCR-VIS | A1+ | AAA |
| National Bank of Pakistan | PACRA | A1+ | AAA |
| Pak Kuwait Investment Company Limited | PACRA | A1+ | AAA |
| Soneri Bank Limited | PACRA | A1+ | AA- |
| Standard Chartered Bank (Pakistan) Limited | PACRA | A1+ | AAA |
| The Bank of Khyber | PACRA | A1 | A+ |
| The Bank of Punjab | PACRA | A1+ | AA+ |
| United Bank Limited | JCR-VIS | A1+ | AAA |

## 40.2 Liquidity risk

Liquidity risk is the risk that the Group will not be able to meet it's financial obligations as they fall due.

Prudent liquidity risk management implies maintaining sufficient cash and bank balances and availability of funding through an adequate amount of committed credit facilities. The Group aims to maintain flexibility in funding by keeping committed credit lines open.

The maturity profile of the Group's liabilities based on contractual maturities is disclosed in note 40.3.2 of these consolidated financial statements.

## 40.3 Market Risk

Market risk is the risk that the fair value or future cash flows of a financial instrument will fluctuate because of changes in market prices. Market risk comprises of foreign currency risk, interest rate risk and other price risks.

### 40.3.1 Foreign currency risk

Foreign currency risk arises mainly where receivables and payables exist due to transactions entered into in foreign currencies. The Group primarily has foreign currency exposures in US Dollars, Japanese Yen and Chinese Yuan. The Group manages its exposures against foreign exchange risk by entering into foreign exchange contracts where considered necessary. The details of balances are as follows:

| | 2026 | 2025 |
|---|---|---|
| | --------- (Amount' 000) --------- | |
| **Bills payable** | | |
| US Dollar | **121,723** | 1,739 |
| Japanese Yen | **-** | 11,876 |
| Chinese Yuan | **1,056** | 205 |
| Great British Pound | - | 36 |
| Euro | **-** | 9 |

As at March 31, 2026, if the Pakistan Rupee had weakened / strengthened by 1% against US Dollar, Japanese Yen, Great British Pound and Euro with all other receivables held constant, profit before taxation for the year would have been lower / higher by Rs 10.47 million (2025: Rs 10.23 million).

### 40.3.2 Interest rate risk

Interest rate risk is the risk that the fair value or future cash flows of a financial instrument will fluctuate because of changes in market interest rates.

**Sensitivity analysis for variable rate instruments**

Presently, the Group has KIBOR based short-term and long term borrowings from certain banks that expose the Group to cash flow interest rate risk. In case of increase / decrease in KIBOR by 100 basis points on March 31, 2026, with all other variables held constant, the net assets and loss before taxation for the year would have been lower / higher by Rs. 46.65 million (2025: Rs. 55.89 million).

The movement in liability under short-term borrowings and KIBOR rates are expected to change over time. Therefore, the sensitivity analysis prepared as at March 31, 2026 is not necessarily indicative of the effect on the Group's net assets due to future movement in interest rates.

Sensitivity to interest / mark-up rate risk arises from mismatches of financial assets and financial liabilities that mature or reprice in a given period. The Group manages these mismatches through risk management strategies where significant changes in gap position can be adjusted.

The group is exposed to interest / mark-up rate risk in respect of the following:

| | 2026 | | | | | | | |
|---|---|---|---|---|---|---|---|---|
| | Effective interest rate (in percentage) | Interest / mark-up bearing | | | Non Interest / mark-up bearing | | | Total |
| | | Maturity up to one year | Maturity after one year | Sub-total | Maturity upto one year | Maturity after one year | Sub-total | |
| | | (Rupees '000) | | | | | | |
| **On balance sheet financial instruments** | | | | | | | | |
| **Financial assets** | | | | | | | | |
| **Amortised cost** | | | | | | | | |
| Loans and advances | | - | - | - | - | 2,033 | 2,033 | 2,033 |
| Long-term deposits | | - | - | - | - | 57,073 | 57,073 | 57,073 |
| Trade receivables | | - | - | - | 3,876,783 | - | 3,876,783 | 3,876,783 |
| Trade deposits and other receivables | | - | - | - | 12,534 | - | 12,534 | 12,534 |
| Cash and bank balances | 2.32% to 5.14% | 5,262 | - | 5,262 | 13,311 | - | 13,311 | 18,573 |
| | | 5,262 | - | 5,262 | 3,902,628 | 59,106 | 3,961,734 | 3,966,996 |
| **Financial liabilities** | | | | | | | | |
| **Financial liabilities at amortised cost** | | | | | | | | |
| Trade and other payables | | - | - | - | 1,060,141 | - | 1,060,141 | 1,060,141 |
| Unclaimed dividend | | - | - | - | 8,068 | - | 8,068 | 8,068 |
| Accrued profit / mark-up | | - | - | - | 170,955 | - | 170,955 | 170,955 |
| Long term loan | SBP rate + 4 and 3 Month Kibor +1% | 35,401 | 147,825 | 183,226 | - | - | - | 183,226 |
| Loan from Director | One month Kibor + 1% | 1,325 | - | 1,325 | - | - | - | 1,325 |
| Short-term borrowings | 11.25% to 14.65% | 4,596,315 | - | 4,596,315 | - | - | - | 4,596,315 |
| | | 4,633,041 | 147,825 | 4,780,866 | 1,239,164 | - | 1,239,164 | 6,020,030 |
| **On balance sheet gap** | | (4,627,779) | (147,825) | (4,775,604) | 2,663,464 | 59,106 | 2,722,570 | (2,053,034) |
| **Off-balance sheet financial instruments** | | | | | | | | |
| Commitments in respect of | | | | | | | | |
| letter of credit | | - | - | - | 1,163,319 | - | 1,163,319 | 1,163,319 |
| Outstanding bank guarantees | | - | - | - | 104,453 | - | 104,453 | 104,453 |
| | | - | - | - | 1,267,772 | - | 1,267,772 | 1,267,772 |

| | 2025 | | | | | | | |
|---|---|---|---|---|---|---|---|---|
| | Effective interest rate (in percentage) | Interest / mark-up bearing | | | Non Interest / mark-up bearing | | | Total |
| | | Maturity up to one year | Maturity after one year | Sub-total | Maturity upto one year | Maturity after one year | Sub-total | |
| | (Rupees '000) | | | | | | | |
| **On statement of financial position financial instruments** | | | | | | | | |
| **Financial assets** | | | | | | | | |
| **Amortised cost** | | | | | | | | |
| Loans and advances | | - | - | - | - | 2,285 | 2,285 | 2,285 |
| Long-term deposits | | - | - | - | - | 40,735 | 40,735 | 40,735 |
| Trade receivables | | - | - | - | 4,107,004 | - | 4,107,004 | 4,107,004 |
| Trade deposits and other receivables | | - | - | - | 10,475 | - | 10,475 | 10,475 |
| Cash and bank balances | 10.44%-18.56% | 1,013 | - | 1,013 | 107,904 | - | 107,904 | 108,917 |
| | | 1,013 | - | 1,013 | 4,225,383 | 43,020 | 4,268,403 | 4,269,416 |
| **Financial liabilities** | | | | | | | | |
| **Financial liabilities at amortised cost** | | | | | | | | |
| Trade and other payables | | - | - | - | 2,950,799 | - | 2,950,799 | 2,950,799 |
| Unclaimed dividend | | - | - | - | 6,332 | - | 6,332 | 6,332 |
| Accrued profit / mark-up | | - | - | - | 196,342 | - | 196,342 | 196,342 |
| Long term loan | SBP rate + 4 and 3 Month Kibor +1% | 30,280 | 160,898 | 191,178 | - | - | - | 191,178 |
| Loan from Director | Kibor + 1% | 226,125 | - | 226,125 | - | - | - | 226,125 |
| Short-term borrowings | 11.29%-22.37% | 5,307,810 | - | 5,307,810 | - | - | - | 5,307,810 |
| | | 5,564,215 | 160,898 | 5,725,113 | 3,153,473 | - | 3,153,473 | 8,878,586 |
| **On statement of financial position gap** | | (5,563,202) | (160,898) | (5,724,100) | 1,071,910 | 43,020 | 1,114,930 | (4,609,170) |
| **Off-statement of financial position financial instruments** | | | | | | | | |
| Commitments in respect of | | | | | | | | |
| letter of credit | | - | - | - | 921,031 | - | 921,031 | 921,031 |
| Outstanding bank guarantees | | - | - | - | 91,249 | - | 91,249 | 91,249 |
| | | - | - | - | 1,012,280 | - | 1,012,280 | 1,012,280 |

### 40.3.3 Price risk

The Group is not exposed to any price risk as it does not hold any significant investments exposed to price risk.

### 40.4 Fair value of financial instruments

Fair value is the price that would be received to sell an asset or paid to transfer a liability in an orderly transaction between market participants at the measurement date.

Underlying the definition of fair value is the presumption that the Group is a going concern without any intention or requirement to curtail materially the scale of its operations or to undertake a transaction on adverse terms.

The estimated fair value of all financial assets and liabilities is considered not significantly different from book values as the items are either short - term in nature or repriced periodically.

International Financial Reporting Standard 13, 'Fair Value Measurements' requires the group to classify fair value measurements using a fair value hierarchy that reflects the significance of the inputs used in making the measurements. The fair value hierarchy has the following levels:

- quoted prices (unadjusted) in active markets for identical assets or liabilities (level 1);

- inputs other than quoted prices included within level 1 that are observable for the asset or liability, either directly (i.e. as prices) or indirectly (i.e. derived from prices) (level 2); and

- inputs for the asset or liability that are not based on observable market data (unobservable inputs) (level 3).

The level in the fair value hierarchy within which the fair value measurement is categorised in its entirety shall be determined on the basis of the lowest level input that is significant to the fair value measurement in its entirety.

Currently there are no financial assets or financial liabilities which are measured at their fair value in the consolidated statement of financial position.

**40.4.1** Certain categories of operating fixed assets (leasehold land, buildings on leasehold include revaluation surplus) (level 3 measurement) determined by a professional valuer based on their assessment of the market values as disclosed in note 5 to these consolidated financial statements. The effect of changes in the unobservable inputs used in the variations cannot be determined with certainty. Accordingly, a qualitative disclosure of sensitivity has not been presented in these consolidated financial statements.

## 41. CAPITAL RISK MANAGEMENT

The Group's prime objective when managing capital is to safeguard its ability to continue as a going concern in order to provide adequate returns for shareholders and benefits for other stakeholders and to maintain an optimal capital structure to reduce the cost of capital.

In order to maintain or adjust the capital structure, the Group may adjust the amount of dividends paid to shareholders, issue new shares or sell assets to reduce debts.

Consistent with others in the industry, the Group monitors capital on the basis of the gearing ratio. The ratio is calculated as net debt divided by total capital. Net debt is calculated as total borrowings less cash and bank balances. Total capital is calculated as equity as shown in the consolidated statement of financial position plus net debt.

| | 2026 | 2025 |
|---|---|---|
| | --------- (Rupees '000) --------- | |
| Total debts | **4,780,866** | 4,678,414 |
| Less: Cash and bank balances | **(18,573)** | (108,917) |
| Net debts | **4,762,293** | 4,569,497 |
| Total equity | **7,481,194** | 6,822,059 |
| Total equity and debt | **12,243,487** | 11,391,556 |
| **Gearing ratio** | **38.90%** | 40.11% |

## 42. NUMBER OF EMPLOYEES

| 2026 | 2025 |
|---|---|
| ---------- (Number) ---------- | |

**42.1** Number of employees at March 31

| | | |
|---|---|---|
| - Permanent | **294** | 305 |
| - Contractual | **23** | 22 |
| | **317** | 327 |

This includes 169 (2025: 172) number of factory employees

**42.2** Average number of employees during the year

| | | |
|---|---|---|
| - Permanent | **300** | 303 |
| - Contractual | **23** | 22 |
| | **323** | 325 |

This includes 180 (2025: 184) number of factory employees

## 43. DISCLOSURE REQUIREMENT FOR SHARIAH COMPLIANT COMPANIES

As per the requirements of the fourth schedule to the Companies Act, 2017, shariah compliant companies and the companies listed on Islamic Index shall disclose the following:

| | 2026 | | | 2025 | | |
|---|---|---|---|---|---|---|
| | Conventional | Shariah Compliant | Total | Conventional | Shariah Compliant | Total |
| | (Rupees '000) | | | | | |
| Sales - net | - | **19,636,697** | **19,636,697** | - | 23,895,008 | 23,895,008 |
| **Finance cost** | | | | | | |
| Long term loan | **-** | **12,296** | **12,296** | - | 15,024 | 15,024 |
| Short term borrowings | **181,380** | **522,693** | **704,073** | 187,009 | 491,583 | 678,592 |
| Other finance costs | **10,271** | - | **10,271** | 37,449 | - | 37,449 |
| **Other income** | | | | | | |
| Profit on dividend account | **-** | **41** | **41** | - | 214 | 214 |
| Profit on margin deposits | **33** | **-** | **33** | 669 | - | 669 |
| Gain on disposal of | **3,257** | - | **3,257** | 457 | - | 457 |
| Scrap sales | **191** | - | **191** | - | - | - |
| Reversal of slow moving | - | - | - | 2,172 | - | 2,172 |
| **Asset** | | | | | | |
| Bank balances | **13,808** | **4,458** | **18,266** | 885 | 107,958 | 108,843 |
| **Liabilities** | | | | | | |
| Long term loan | **-** | **183,226** | **183,226** | - | 191,178 | 191,178 |
| Accrued profit / mark-up | **67,474** | **103,481** | **170,955** | 42,574 | 153,768 | 196,342 |
| Short-term borrowings | **1,785,686** | **2,810,629** | **4,596,315** | 1,161,752 | 3,099,359 | 4,261,111 |

## 44. SEGMENT INFORMATION

The Group constitutes a single reportable segment since the executive management monitors the operating results of the entity for the purpose of making decisions about resource allocation and performance assessment. The entity-wide disclosures required by IFRS 8 'Operating Segments' are given below:

(a) Group sales comprise of batteries and chemicals / others whereby more than 93.78% sales pertains to batteries.

(b) 100% of gross turnover of the Group is generated from customers located in Pakistan.

(c) As at March 31, 2026 and March 31, 2025 all non-current assets of the Group were located in Pakistan.

## 45. GENERAL AND CORRESPONDING FIGURES

Amounts have been rounded to the nearest thousand rupees unless otherwise stated. In these consolidated financial statements the corresponding figures have been rearranged and reclassified, wherever considered necessary for the purposes of comparison and better presentation.

## 47. SUBSEQUENT EVENT

In its meeting held on 27-06-2026 the Board of Directors of the Group proposed a final cash dividend of Rs.5 per share amounting to Rs. 38,843,000 The aforementioned proposed entitlement are to be approved by the members of the Group in their upcoming Annual General Meeting (AGM).These consolidated financial statements do not reflect the said appropriation.

## 48. DATE OF AUTHORISATION

These consolidated financial statements were authorised for issue on 27-06-2026 by the Board of Directors of the Group.

| | | |
|---|---|---|
| **Arif Hashwani** | **Arshad Shehzada** | **S. Haider Mehdi** |
| Chairman | Chief Executive Officer | Chief Financial Officer |

# PATTERN OF SHAREHOLDING

AS ON MARCH 31, 2026

ReportID : SH0930MRG( 10D09 )
UserID : MANAGER

As On 31/03/2026

Page : 1
Date : 12/06/2026

| NO. OF SHAREHOLDERS | <---- HAVING SHARES ----> From | To | SHARES HELD | PERCENTAGE |
|---|---|---|---|---|
| 2347 | 1 | 100 | 65203 | 0.8393 |
| 930 | 101 | 500 | 235102 | 3.0263 |
| 256 | 501 | 1000 | 188681 | 2.4288 |
| 220 | 1001 | 5000 | 445920 | 5.7400 |
| 8 | 5001 | 10000 | 58669 | 0.7552 |
| 3 | 10001 | 15000 | 39590 | 0.5096 |
| 3 | 15001 | 20000 | 46863 | 0.6032 |
| 1 | 20001 | 25000 | 21264 | 0.2737 |
| 1 | 35001 | 40000 | 38483 | 0.4954 |
| 1 | 45001 | 50000 | 48899 | 0.6294 |
| 1 | 105001 | 110000 | 105540 | 1.3585 |
| 1 | 110001 | 115000 | 114582 | 1.4749 |
| 1 | 495001 | 500000 | 496254 | 6.3879 |
| 1 | 1250001 | 1255000 | 1250601 | 16.0981 |
| 1 | 1410001 | 1415000 | 1412944 | 18.1878 |
| 1 | 1595001 | 1600000 | 1595687 | 20.5402 |
| 1 | 1600001 | 1605000 | 1604336 | 20.6515 |
| 3777 | | Company Total | 7768618 | 100.0000 |

# CATEGORIES OF SHAREHOLDERS

## AS ON MARCH 31, 2026

| Particulars | No of Folio | Balance Share | Percentage |
|---|---|---|---|
| DIRECTORS, CEO & CHILDREN | 10 | 5868751 | 75.5443 |
| ASSOCIATED COMPANIES | 1 | 60 | 0.0008 |
| NIT & ICP | 2 | 165 | 0.0021 |
| BANKS, DFI & NBFI | 2 | 329 | 0.0042 |
| INSURANCE COMPANIES | 1 | 38483 | 0.4954 |
| MUTUAL FUNDS | 2 | 503554 | 6.4819 |
| GENERAL PUBLIC (LOCAL) | 3416 | 952814 | 12.2649 |
| GENERAL PUBLIC (FOREIGN) | 317 | 106956 | 1.3768 |
| OTHERS | 18 | 182197 | 2.3453 |
| JOINT STOCK COMPANIES | 3 | 76 | 0.0010 |
| FOREIGN COMPANIES | 3 | 114623 | 1.4755 |
| CHARITABLE TRUST | 1 | 12 | 0.0002 |
| MODARABAS | 1 | 598 | 0.0077 |
| Company Total | 3777 | 7768618 | 100.0000 |

| Folio No | Name | Code | Balance Held | Percentage |
|---|---|---|---|---|
| 000000000916 | MRS SANA HASHWANI | 001 | 217 | 0.0028 |
| 000000001026 | SYED HAIDER MEHDI | 001 | 638 | 0.0082 |
| 000000001190 | MR ALTAF HASHWANI | 001 | 1 | 0.0000 |
| 000000001733 | MR SYED HAIDER MEHDI | 001 | 14 | 0.0002 |
| 003277005882 | ARIF HASHWANI | 001 | 4300 | 0.0554 |
| 003277007548 | HUSSAIN HASHWANI | 001 | 1250601 | 16.0981 |
| 003277007974 | ALTAF HASHWANI | 001 | 1412944 | 18.1878 |
| 003277012059 | ARSHAD SHAHZADA | 001 | 13 | 0.0002 |
| 003277086852 | SANA ARIF HASHWANI | 001 | 1604336 | 20.6515 |
| 003277086965 | ZAVER HASHWANI | 001 | 1595687 | 20.5402 |
| 000000001607 | MST RAHEELA YOUSUF | 002 | 60 | 0.0008 |
| 000000000360 | INVESTMENT CORPN OF PAKISTAN | 003 | 19 | 0.0002 |
| 000000001349 | M/S INVESTMNET CARPORATION OF PAKISTAN | 003 | 146 | 0.0019 |
| 000083000036 | IDBL (ICP UNIT) | 004 | 30 | 0.0004 |
| 003889000028 | NATIONAL BANK OF PAKISTAN | 004 | 299 | 0.0038 |
| 013748000501 | ADAMJEE LIFE ASSURANCE COMPANY LTD-IMF | 005 | 38483 | 0.4954 |
| 012120000028 | CDC - TRUSTEE NIT-EQUITY MARKET OPPORTUNITY FUND | 006 | 7300 | 0.0940 |
| 014902000021 | CDC - TRUSTEE NATIONAL INVESTMENT (UNIT) TRUST | 006 | 496254 | 6.3879 |
| 000000000417 | KHADAM ALI SHAH BUKHARI & CO | 010 | 68 | 0.0009 |
| 000000001301 | M/S HABIB BROTHERS (PVT) LTD. | 010 | 304 | 0.0039 |
| 000000001544 | M/S MUTUAL TRDG. CO. (PVT) LTD. | 010 | 595 | 0.0077 |
| 000000001822 | ZAVER ENTERPRISE | 010 | 105540 | 1.3585 |
| 003277001225 | HASHOO HOLDINGS (PVT) LTD | 010 | 16104 | 0.2073 |
| 003277044333 | FATEH TEXTILE MILLS LTD. | 010 | 359 | 0.0046 |
| 003277078335 | TRUSTEE NATIONAL BANK OF PAKISTAN EMPLOYEES PENSION FUND | 010 | 48899 | 0.6294 |
| 003277082127 | TRUSTEE NATIONAL BANK OF PAKISTAN EMP BENEVOLENT FUND TRUST | 010 | 1716 | 0.0221 |
| 003277103742 | KHOJA (PIRHAI) SHIA ISNA ASHARI JAMAT | 010 | 2 | 0.0000 |
| 003525057191 | SARFRAZ MAHMOOD (PRIVATE) LTD | 010 | 100 | 0.0013 |
| 003525087235 | MAPLE LEAF CAPITAL LIMITED | 010 | 1 | 0.0000 |
| 004952000028 | SHERMAN SECURITIES (PRIVATE) LIMITED | 010 | 1 | 0.0000 |

ReportID :SH0935MRG ( 10D09 )

EXIDE PAKISTAN LIMITED UserID : MANAGER Category of Shareholders As On 31/03/2026

Page : 2 Date : 12/06/2026

| Folio No | Name | Code | Balance Held | Percentage |
|---|---|---|---|---|
| 005264000021 | JS GLOBAL CAPITAL LIMITED | 010 | 133 | 0.0017 |
| 005736000015 | NCC - PRE SETTLEMENT DELIVERY ACCOUNT | 010 | 150 | 0.0019 |
| 005884012310 | MIAN NAZIR SONS INDUSTRIES (PVT) LIMITED | 010 | 2113 | 0.0272 |
| 010629109358 | TRUSTEE AVARI HOTELS LIMITED EMPLOYEES PROVIDENT FUND | 010 | 112 | 0.0014 |
| 012955000028 | INTERMARKET SECURITIES LTD(FORMERLY EFG HERMES PAK.LTD) - MF | 010 | 1000 | 0.0129 |
| 014886000025 | VENUS SECURITIES (PVT.) LIMITED | 010 | 5000 | 0.0644 |
| 000000000348 | HOSHANG DINSHAW (PVT) LTD | 011 | 24 | 0.0003 |
| 000000000811 | PERIN DINSHAW (PVT) LTD | 011 | 17 | 0.0002 |
| 000000000812 | PERIN DINSHAW PVT LTD-MQURESH | 011 | 35 | 0.0005 |
| 000000000795 | NOMURA BANK (LUXEMBOURG) SA | 012 | 5 | 0.0001 |
| 000000001053 | TEMPLETON GLOBAL STRATEGY SICAV | 012 | 36 | 0.0005 |
| 000000001292 | M/S FURUKAWA BATTERY CO LTD | 012 | 114582 | 1.4749 |
| 000000001818 | GHULAMAN-E-ABBAS EDUCATIONAL & MEDICAL TRUST | 013 | 12 | 0.0002 |
| 000000001289 | M/S FIRST UDL MODARABA | 014 | 598 | 0.0077 |

# FORM OF PROXY

Exide Pakistan Limited
A-44, Hill Street, Manghopir Road,
S.I.T.E., Karachi.

I/We _____

of _____ in the district of _____

being a member of Exide Pakistan Limited and a holder of _____

Ordinary Shares as per Share Register Folio Number _____

hereby appoint _____

of _____ in the district of _____

or failing him _____

of _____ as my/our proxy to vote for me/us on my/our behalf at the 73rd Annual General Meeting of the Company to be held on July 29, 2026 and at any adjournment there of.

Signature this day of 2026.

_____
Signature of Proxy

Signature should agree with the specimen signature registered with the Company

Signature on Revenue Stamp

**Notes:**

This Proxy Form, duly completed and signed, must be deposited in the registered office of the company, A44 SITE Karachi not less than 48 hours before the time of holding the meeting.

A proxy must be member of the company, however, corporation can appoint any non-member as proxy.

If a member appoints more than one proxy and more than one instrument of proxies are deposited by a member, all such instruments of proxy shall be rendered invalid.

**For CDC Account Holders/ Corporate Entities:**

The proxy form shall be witnessed by two persons whose names, addresses and CNIC numbers shall be mentioned on the form.

Attested copies of CNIC or the passport of the beneficial owners shall be provided with the Proxy Form.

The proxy shall produce his/her original CNIC or passport at the time of the meeting.

In case of a corporate entity, the Board of Directors' resolution / power of attorney with specimen signature shall be submitted along with Proxy Form to the registered office of the company.

# فارم برائے پراکسی

سالانہ اجلاس عام

میں/ہم _____ سکنہ _____ ضلع _____ بحیثیت ممبر ایکسائیڈ پاکستان لمیٹڈ، بذریعہ ہذا کمپنی کے ممبر _____ سکنہ _____ کو، اور اس کی عدم موجودگی کی صورت میں دوسرے ممبر _____ سکنہ _____ کو اپنی جگہ 29 جولائی 2026 کو منعقد ہونے والے کمپنی کے 73 ویں سالانہ اجلاس عام یا کسی ملتوی شدہ اجلاس میں شرکت کرنے اور ووٹ دینے کیلئے اپنا پراکسی مقرر کرتا/کرتی ہوں/کرتے ہیں۔

مورخہ _____ 2026 کو درج ذیل گواہان کی موجودگی میں دستخط کئے گئے۔

| | |
|---|---|
| ا۔ دستخط _____ | ۲۔ دستخط _____ |
| نام: _____ | نام: _____ |
| پتہ: _____ | پتہ: _____ |
| CNIC یا پاسپورٹ نمبر _____ | CNIC یا پاسپورٹ نمبر _____ |

فولیو/CDC اکاؤنٹ نمبر

| |
|---|
| -/10 روپے کے ریوینیو ٹکٹ پر دستخط |

یہ دستخط کمپنی میں رجسٹرڈ نمونے کے دستخط کے مطابق ہونا چاہیئے

**اہم ہدایات:**

ہر لحاظ سے مکمل اور دستخط شدہ پراکسی فارم، کمپنی کے رجسٹرڈ آفس A-44 سائٹ کراچی میں اجلاس شروع ہونے کے وقت سے کم از کم 48 گھنٹے پہلے لازمی طور پر پہنچ جانا چاہیئے

کوئی ایسا شخص پراکسی مقرر نہیں کیا جاسکتا جو کمپنی کا ممبر نہ ہو، البتہ کارپوریشن کسی غیر ممبر کو پراکسی مقرر کر سکتی ہے۔

اگر کوئی شخص ایک سے زیادہ پراکسی مقرر کرے اور پراکسی کی ایک سے زیادہ دستاویز جمع کرائے تو ایسی تمام دستاویز مسترد کردی جائیں گی۔

CDC اکاؤنٹ ہولڈرز / **کارپوریشن اکائیوں کیلئے ہدایات**

درج بالا کے علاوہ درج ذیل شرائط پوری ہونا بھی لازمی ہے:

پراکسی فارم پر دو گواہان کے دستخط مع ان کے نام، پتے اور CNIC نمبر درج ہونا لازمی ہے۔

پراکسی فارم کے ہمراہ مستفید ہونے والے ممبر (Beneficial Owner) اور پراکسی کے CNIC یا پاسپورٹ کی تصدیق شدہ کاپی منسلک ہونا لازمی ہے۔

پراکسی کو اجلاس میں شرکت کے وقت اپنا اصل قومی شناختی کارڈ یا اصل پاسپورٹ پیش کرنا ہوگا۔

کارپوریٹ اکائی کی صورت میں پراکسی فارم کے ساتھ بورڈ آف ڈائیریکٹرز کی قرارداد/پاور آف اٹارنی مع نمونہ کے دستخط (اگر پہلے سے جمع نہ کرائے گئے ہوں) کمپنی کے پاس جمع کرانا ضروری ہے۔

www.jamapunji.pk

Jama Punji

سرمایہ کاری سمجھداری کے ساتھ

# Be aware, Be alert, Be safe

## Learn about investing at www.jamapunji.pk

### Key features:

- Licensed Entities Verification
- Scam meter*
- Jamapunji games*
- Tax credit calculator*
- Company Verification
- Insurance & Investment Checklist
- FAQs Answered
- Stock trading simulator (based on live feed from KSE)
- Knowledge center
- Risk profiler*
- Financial calculator
- Subscription to Alerts (event notifications, corporate and regulatory actions)
- Jamapunji application for mobile device
- Online Quizzes

jamapunji.pk @jamapunji_pk

*Mobile apps are also available for download for android and ios devices

SECP

Jama Punji is an Investor Education Initiative of Securities and Exchange Commission of Pakistan

EXIDE®
PAKISTAN'S NO.1 QUALITY BATTERY
EXIDE
GL65
EXIDE
MF-65L
EXIDE
TR-1800
EXIDE
N240
EXIDE
N110L
EXIDE
HP230
EXIDE
N95L
EXIDE
GL65
EXIDE
N75
EXIDE
HP Lithium
EXIDE
MF-55L
EXIDE
HP200
EXIDE
6LT180
EXIDE
N180
EXIDE
N100
No.1 Quality No.1 Choice Sirf EXIDE®

EXIDE®

A-44, Hill Street, Off. Manghopir
Road, S.I.T.E.,

exidepk@exide.com.pk
exide.com.pk
exidepakistanlimited