

PAKISTAN MOVES ON

EXIDE®

HALF YEARLY REPORT

2023




Table of Contents

- 03 Corporate Profile
- 04 Chairman's Review

UNCONSOLIDATED FINANCIAL STATEMENTS

- 08 Auditor's Report To The Members On Review Of Interim Financial Information
- 10 Condensed Interim Statement Of Financial Position
- 11 Condensed Interim Profit or Loss and Other Comprehensive Income (Unaudited)
- 12 Condensed Interim Statement Of Changes In Equity (Unaudited)
- 13 Condensed Interim Cash Flow Statement (Unaudited)
- 14 Notes To The Condensed Interim Financial Information (Unaudited)

CONSOLIDATED FINANCIAL STATEMENTS

- 22 Condensed Interim Statement Of Financial Position
- 23 Condensed Interim Profit or Loss and Other Comprehensive Income (Unaudited)
- 24 Condensed Interim Statement Of Changes In Equity (Unaudited)
- 25 Condensed Interim Cash Flow Statement (Unaudited)
- 26 Notes To The Condensed Interim Financial Information (Unaudited)



Corporate Profile

Board Of Directors

Arif Hashwani - Chairman
Arshad Shehzada - MD/CEO
Altaf Hashwani
Hussain Hashwani
Zaver Hashwani
Amin Manji
Mrs. Navin Salim Merchant
S. Haider Mehdi

Chief Financial Officer

S. Haider Mehdi

Audit Committee

Amin Manji - Chairman
Altaf Hashwani
Zaver Hashwani
Salim Abdul Ali - Secretary

Human Resource and Remuneration Committee

Amin Manji - Chairman
Arif Hashwani - Member
Altaf Hashwani - Member
Muhammad Shayan - Secretary

Bankers

BankIslami Pakistan Ltd.
Bank Alfalah Limited
Allied Bank Ltd.
Habib Bank Ltd.
Habib Metropolitan Bank Limited
JS Bank Ltd.
MCB Bank Ltd.
Meezan Bank Limited
Standard Chartered Bank (Pakistan) Ltd.
United Bank Ltd.
Dubai Islamic Bank Pakistan Limited
National Bank of Pakistan
Faisal Bank Limited

Auditors

Yousuf Adil

Solicitors

Orr, Dignam & Co.

Registered Office

A-44, Hill Street, Off.
Manghopir Road, S.I.T.E., Karachi-
Pakistan.
Website: www.exide.com.pk
E-mail: exidepk@exide.com.pk



Chairman's Review

I am honored to present, on behalf of the Board of Directors, the un-audited accounts of Exide Pakistan Limited for the half-year ended 30th September 2023, accompanied by my insights on the Company's performance.

The Economy

The fiscal year 2023-24 presented challenges for Pakistan's economy, with a modest growth of 0.29%, in contrast to 6.1% last year. Despite a headline inflation surge to 31.4% year-on-year in September 2023, subsequent measures such as a tight fiscal policy and improved food commodity availability led to a significant decrease to 26.9% in October. Notably, the trade deficit shrank by 34.7% to US \$7.4 billion, and the current account deficit declined by 66% to US \$1.1 billion in the first four months of the current fiscal year. The economic landscape is anticipated to witness growth in the range of 2.0% to 2.5% in fiscal year 2024.

The Industry

The Pakistan automobile industry faced multifaceted challenges, including high inflation, currency depreciation, low demand, and political uncertainty. Supply chain disruptions further compounded the industry's woes, resulting in a sharp decline in automobile sales (excluding farm tractors) ranging from 10% to 47% in the initial four months of the current fiscal year.

Production

Our production strategies were meticulously planned to align with market demand, focusing on both quantity and quality. Emphasis on stringent quality control at every stage of the production process was implemented to elevate the quality standards of Exide Pakistan Limited's products.

Sales

Net sales revenue for the half-year under review increased by an impressive 24.6%, reaching Rs. 12.700 billion, driven by improved sales prices.

Profitability

The Company's gross profit for the half-year increased from Rs. 1.320 billion to Rs. 2.580 billion due to enhanced sales revenue and improved margins. While selling and distribution expenses rose by 11.85% and administration and general expenses increased by 38.82%, the operating profit recorded a substantial increase to Rs. 1,605.09 million compared to Rs. 497.42 million last year. Profit before tax for the half-year was Rs. 1,238.75 million, a significant rise from Rs. 348.86 million last year. Profit after tax for the half-year stood at Rs. 755.64 million, reflecting a notable increase from Rs. 221.45 million last year. Earnings per share recorded at Rs. 97.27, as against Rs. 28.51 last year.

Future Prospects

The indigenous organized battery industry is poised to encounter heightened competition due to capacity expansion and evolving market dynamics. Anticipating potential challenges such as increased utility prices, wages, and Pakistani Rupee devaluation, our management remains steadfastly committed to a continuous focus on quality improvement, productivity, cost control, and after-sales service to enhance competitiveness and market penetration.

Acknowledgement

I extend my sincere gratitude, on behalf of the Board of Directors, to all employees across various cadres of Exide Pakistan Limited. Additionally, I express appreciation to our bankers, shareholders, M/s Furukawa Battery Japan, vendors, main dealers, retailers, and esteemed customers, Original Equipment Manufacturers, and government organizations, for their unwavering support, guidance, and trust.



Arif Hashwani

Chairman

Karachi: November 29, 2023

مستقبل کے امکانات :

مقامی طور پر منظم بیٹری کی صنعت صلاحیت میں توسیع اور مارکیٹ کی بڑھتی ہوئی حرکیات کی وجہ سے سخت مقابلے کا سامنا کرنے کے لیے تیار ہے۔ افادیت کی قیمتوں میں اضافہ، اجرت، اور پاکستانی روپے کی قدر میں کمی جیسے ممکنہ چیلنجوں کی توقع کرتے ہوئے، ہماری انتظامیہ مسابقت اور مارکیٹ میں رسائی کو بڑھانے کے لیے معیار کی بہتری، پیداواری صلاحیت، لاگت پر کنٹرول، اور بعد از فروخت سروس پر مسلسل توجہ مرکوز کرنے کے لیے پرعزم ہے۔

اعتراف خدمات:

میں بورڈ آف ڈائریکٹرز کی جانب سے Exide Pakistan Limited کے مختلف کیڈرز کے تمام ملازمین کا تہہ دل سے شکریہ ادا کرتا ہوں۔ مزید برآں، میں اپنے مینیکرز، شیئر ہولڈرز، M/s Furukawa بیٹری جاپان، وینڈرز، مین ڈیلرز، ریٹیلرز، اور معزز کسٹمرز، اور پینل اینکوپمنٹ مینوفیکچررز، اور حکومتی تنظیموں کے لیے ان کی غیر متزلزل حمایت، رہنمائی اور اعتماد کے لیے تعریف کا اظہار کرتا ہوں۔



عارف ہاشوانی

چیرمین

کراچی: 29 نومبر 2023

چیئر مین کا جائزہ:

مجھے بورڈ آف ڈائریکٹرز کی جانب سے 30 ستمبر 2023 کو ختم ہونے والے ششماہی کے لیے ایکسائیڈ پاکستان لمیٹڈ کے غیر آڈٹ شدہ اکاؤنٹس پیش کرتے ہوئے خوشی ہو رہی ہے، جس میں کمپنی کی کارکردگی پر میری بصیرت بھی شامل ہے۔

اقتصادی جائزہ:

مالی سال 2023-24 کو پاکستان کی معیشت کے لیے چیلنجز کا سامنا ہے، جس میں گزشتہ سال 6.1 فیصد کے مقابلے میں 0.29 فیصد کی معمولی نمو ہے۔ ستمبر 2023 میں سال بہ سال افراط زر کی شرح 31.4 فیصد تک بڑھنے کے باوجود، سخت مالیاتی پالیسی اور غذائی اجناس کی بہتر دستیابی جیسے اقدامات اکتوبر میں 26.9 فیصد تک نمایاں کمی کا باعث بنے۔ قابل ذکر بات یہ ہے کہ تجارتی خسارہ 34.7 فیصد کم ہو کر 7.4 بلین امریکی ڈالر رہ گیا اور کرنٹ اکاؤنٹ خسارہ رواں مالی سال کے پہلے چار مہینوں میں 66 فیصد کم ہو کر 1.1 بلین امریکی ڈالر رہ گیا۔ مالی سال 2024 میں معاشی منظر نامے کی شرح نمو 2.0% سے 2.5% کی حد میں متوقع ہے۔

صنعت کا تجزیہ:

پاکستان آٹوموبائل انڈسٹری کو کثیر جہتی چیلنجز کا سامنا کرنا پڑا، جن میں افراط زر، کرنسی کی قدر میں کمی، کم طلب اور سیاسی غیر یقینی صورتحال شامل ہیں۔ سپلائی چین میں رکاوٹوں نے صنعت کی پریشانیوں کو مزید بڑھا دیا، جس کے نتیجے میں آٹوموبائل کی فروخت (فارم ٹریکٹرز کو چھوڑ کر) میں 10% سے 47% تک کی کمی رواں مالی سال کے ابتدائی چار مہینوں میں ہوئی۔

پیداوار:

ہماری پیداواری حکمت عملیوں کو مقدار اور معیار دونوں پر توجہ مرکوز کرتے ہوئے، مارکیٹ کی طلب کے ساتھ ہم آہنگ کرنے کی منصوبہ بندی کی گئی تھی۔ ایکسائیڈ پاکستان لمیٹڈ کی مصنوعات کے معیار کو بلند کرنے کے لیے پیداواری عمل کے ہر مرحلے پر سخت کوالٹی کنٹرول پر زور دیا گیا۔

فروخت:

فروخت کی بہتر قیمتوں کی وجہ سے زیر جائزہ ششماہی کے لیے خالص سیلز ریونیو متاثر کن 24.6 فیصد بڑھ کر 12.700 بلین روپے تک پہنچ گیا۔

منافع:

ششماہی کے لیے کمپنی کا مجموعی منافع 1.320 بلین روپے سے بڑھ کر 2.580 بلین روپے ہو گیا جس کی وجہ سے سیلز ریونیو اور بہتر مارجن ہے۔ جبکہ فروخت اور تقسیم کے اخراجات میں 11.85 فیصد اور انتظامیہ اور عمومی اخراجات میں 38.82 فیصد اضافہ ہوا، آپریٹنگ منافع میں گزشتہ سال کے 497.42 بلین روپے کے مقابلے میں 1,605.09 بلین روپے کا خاطر خواہ اضافہ ریکارڈ کیا گیا۔ ششماہی کے لیے ٹیکس سے پہلے کا منافع 1,238.75 بلین روپے تھا، جو پچھلے سال کے 348.86 بلین روپے سے نمایاں اضافہ ہے۔ ششماہی کے لیے بعد از ٹیکس منافع 755.64 بلین روپے رہا، جو پچھلے سال کے 221.45 بلین روپے سے قابل ذکر اضافہ کو ظاہر کرتا ہے۔ نی حصص آمدنی 97.27 روپے ریکارڈ کی گئی جو گزشتہ سال 28.51 روپے تھی۔

INDEPENDENT AUDITORS' REVIEW REPORT

To the members of Exide Pakistan Limited
Report on review of Unconsolidated Condensed Interim Financial Statements

Introduction

We have reviewed the accompanying unconsolidated condensed interim statement of financial position of Exide Pakistan Limited (the Company) as at September 30, 2023 and the related unconsolidated condensed interim statement of profit or loss and other comprehensive income, unconsolidated condensed interim statement of changes in equity, and unconsolidated condensed interim statement of cash flows, and notes to the financial statements for the half year then ended (here-in-after referred to as "unconsolidated condensed interim financial statements"). Management is responsible for the preparation and presentation of these unconsolidated condensed interim financial statements in accordance with accounting and reporting standards as applicable in Pakistan for interim financial reporting. Our responsibility is to express a conclusion on these financial statements based on our review.

Scope of Review

We conducted our review in accordance with International Standard on Review Engagements 2410, "Review of Interim Financial Information Performed by the Independent Auditor of the Entity". A review of interim financial statements consists of making inquiries, primarily of persons responsible for financial and accounting matters, and applying analytical and other review procedures. A review is substantially less in scope than an audit conducted in accordance with International Standards on Auditing and consequently does not enable us to obtain assurance that we would become aware of all significant matters that might be identified in an audit. Accordingly, we do not express an audit opinion.

Conclusion

Based on our review, nothing has come to our attention that causes us to believe that the accompanying unconsolidated condensed interim financial statements are not prepared, in all material respects, in accordance with the accounting and reporting standards as applicable in Pakistan for the interim financial reporting.

Other Matter

The figures of the unconsolidated condensed interim profit or loss and other comprehensive income for the three months' period ended September 30, 2023 and related comparative information have not been reviewed, as we are required to review only the cumulative figures for the half year ended September 30, 2023.

The engagement partner on the review resulting in this independent auditor's review report is **Arif Nazeer**.


Chartered Accountants

Place: Karachi

Dated: November 29, 2023

UDIN: RR2023100998a1yj0fQk



EXIDE

UNCONSOLIDATED
FINANCIAL
STATEMENTS

EXIDE PAKISTAN LIMITED
UNCONSOLIDATED CONDENSED INTERIM STATEMENT OF FINANCIAL POSITION
AS AT SEPTEMBER 30, 2023

		(Unaudited) September 30, 2023	(Audited) March 31, 2023
	Note	----- (Rupees '000) -----	
ASSETS			
Non-current assets			
Property, plant and equipment	5	2,058,599	2,048,331
Long-term loans		559	355
Long-term deposits	6	40,381	42,730
		2,099,539	2,091,416
Current assets			
Stores and spares		231,657	169,295
Stock-in-trade	7	7,492,375	4,596,428
Trade debts	8	2,784,185	481,940
Loans and advances		341,800	523,462
Trade deposits, prepayments and other receivables		38,028	17,346
Taxation- net		467,109	584,673
Sales tax refundable		82,099	99,822
Cash and bank balances		831,756	1,621,191
		12,269,009	8,094,157
TOTAL ASSETS		14,368,548	10,185,573
EQUITY AND LIABILITIES			
SHARE CAPITAL AND RESERVES			
Authorised share capital			
18,000,000 (March 31, 2023: 18,000,000) ordinary shares of Rs. 10 each		180,000	180,000
Issued, subscribed and paid-up share capital		77,686	77,686
Capital reserves			
General capital reserve		259	259
Reserve arising on amalgamation - net		25,823	25,823
Revaluation surplus on property, plant and equipment - net of tax		1,553,856	1,565,150
Revenue reserves			
General reserve		3,329,991	3,329,991
Accumulated profits		790,587	101,341
		5,778,202	5,100,250
LIABILITIES			
Non-current liabilities			
Long-term loan		165,429	168,536
		165,429	168,536
Current liabilities			
Trade and other payables		4,865,717	2,544,724
Unclaimed dividend		4,558	4,558
Accrued profit / mark-up		174,499	69,540
Loan from director		240,000	250,000
Short-term borrowings	9	3,115,120	2,026,675
Current portion of long-term loan		25,023	21,290
		8,424,917	4,916,787
TOTAL LIABILITIES		8,590,346	5,085,323
TOTAL EQUITY AND LIABILITIES		14,368,548	10,185,573

CONTINGENCIES AND COMMITMENTS

10


The annexed notes 1 to 20 form an integral part of these unconsolidated condensed interim financial statements.



Arif Hashwani
Chairman



Arshad Shehzada
Chief Executive Officer



S. Haider Mehdi
Chief Financial Officer

EXIDE PAKISTAN LIMITED
UNCONSOLIDATED CONDENSED INTERIM STATEMENT OF PROFIT OR LOSS
AND OTHER COMPREHENSIVE INCOME (UNAUDITED)
FOR THE HALF YEAR AND QUARTER ENDED SEPTEMBER 30, 2023

	Note	Half Year Ended		Quarter Ended	
		September 30, 2023	September 30, 2022	September 30, 2023	September 30, 2022
(Rupees'000)					
Revenue from customers - net		12,699,577	10,192,274	5,633,419	4,706,125
Cost of sales	11	(10,119,247)	(8,872,107)	(4,628,424)	(3,911,858)
Gross profit		2,580,330	1,320,167	1,004,995	794,267
Selling and distribution expenses		(754,728)	(674,778)	(409,230)	(394,925)
Administrative and general expenses		(106,811)	(76,941)	(56,236)	(38,031)
Other income		9,858	10,941	4,308	9,028
Other operating charges		(123,558)	(81,974)	(49,742)	(62,346)
		(975,239)	(822,752)	(510,900)	(486,274)
Operating profit		1,605,091	497,416	494,095	307,994
Finance cost	12	(366,340)	(148,560)	(183,313)	(78,013)
Profit before taxation		1,238,751	348,856	310,782	229,981
Taxation	13	(483,113)	(127,403)	(121,205)	(58,826)
Profit after taxation		755,638	221,452	189,577	171,154
Other comprehensive income for the period		-	-	-	-
Total comprehensive income for the period		755,638	221,452	189,577	171,154
(Rupees'000)					
Earnings per share (basic and diluted)		97.27	28.51	24.40	22.03

The annexed notes 1 to 20 form an integral part of these unconsolidated condensed interim financial statements.



Arif Hashwani
Chairman



Arshad Shehzada
Chief Executive Officer




S. Haider Mehdi
Chief Financial Officer


EXIDE PAKISTAN LIMITED
UNCONSOLIDATED CONDENSED INTERIM STATEMENT OF CHANGES IN EQUITY (UNAUDITED)
FOR THE HALF YEAR ENDED SEPTEMBER 30, 2023

Issued, subscribed and paid-up share capital	Capital reserves			Revenue reserves		Total	
	General capital reserve	Revaluation surplus on property, plant and equipment - net of tax	Reserve arising on amalgamation - net	General reserve	Accumulated (losses) / profits		
(Rupees '000)							
Balance as at March 31, 2022 (Audited)	77,686	259	1,066,555	25,823	3,329,991	(665,107)	3,835,207
Profit after taxation for the half year ended September 30, 2022	-	-	-	-	-	221,452	221,452
Other comprehensive income for the half year ended September 30, 2022	-	-	-	-	-	-	-
Total comprehensive income for the period	-	-	-	-	-	221,452	221,452
Transferred from revaluation surplus on property, plant and equipment - net of tax	-	-	(6,677)	-	-	6,677	-
Balance as at September 30, 2022 (Unaudited)	77,686	259	1,059,878	25,823	3,329,991	(436,978)	4,056,659
Balance as at March 31, 2023 (Audited)	77,686	259	1,565,150	25,823	3,329,991	101,341	5,100,250
Final dividend for the year ended March 31, 2023	-	-	-	-	-	(77,686)	(77,686)
Profit after taxation for the half year ended September 30, 2023	-	-	-	-	-	755,638	755,638
Other comprehensive income for the half year ended September 30, 2023	-	-	-	-	-	-	-
Total comprehensive income for the period	-	-	-	-	-	755,638	755,638
Transferred from revaluation surplus on property, plant and equipment - net of tax	-	-	(11,294)	-	-	11,294	-
Balance as at September 30, 2023 (Unaudited)	77,686	259	1,553,856	25,823	3,329,991	790,587	5,778,202

The annexed notes 1 to 20 form an integral part of these unconsolidated condensed interim financial statements.


Arif Hashwani
Chairman


Arshad Shehzada
Chief Executive Officer


S. Haider Mehdi
Chief Financial Officer

EXIDE PAKISTAN LIMITED
UNCONSOLIDATED CONDENSED INTERIM STATEMENT OF CASH FLOWS (UNAUDITED)
FOR THE HALF YEAR ENDED SEPTEMBER 30, 2023

		Half Year ended September 30,	
		2023	2022
Note		------(Rupees'000)-----	
CASH FLOWS FROM OPERATING ACTIVITIES			
	14	(1,078,632)	990,124
Cash (used in) / generated from operations		(261,381)	(157,023)
Financial charges paid		(347,826)	25,468
Income taxes (paid) / recovered - net		2,349	(7,782)
Decrease / (Increase) in long-term deposits		(204)	(3,817)
Increase in long-term loans		(1,685,694)	846,970
Net cash flows generated from / (used in) operating activities			
CASH FLOWS FROM INVESTING ACTIVITIES			
		(107,529)	(46,870)
Payments for capital expenditure		2,403	1,598
Proceeds from disposal of operating assets		(105,126)	(45,272)
Net cash used in investing activities			
CASH FLOWS FROM FINANCING ACTIVITIES			
		626	(1,880)
Long-term loans obtained / (repaid) - net		(10,000)	(168,550)
Loan from director repaid		-	(67,716)
Loan under SBP refinance scheme repaid - net		(77,686)	-
Dividend paid		723,533	(101,850)
Short-term borrowings obtained / (repaid) - net		636,473	(339,996)
Net cash flows generated from / (used in) financing activities			
Net (decrease) / increase in cash and cash equivalents during the period		(1,154,347)	461,702
Cash and cash equivalents at the beginning of the period		918,987	(1,227,320)
Cash and cash equivalents at the end of the period	15	(235,360)	(765,618)


The annexed notes 1 to 20 form an integral part of these unconsolidated condensed interim financial statements.



Arif Hashwani
Chairman



Arshad Shehzada
Chief Executive Officer



S. Haider Mehdi
Chief Financial Officer

EXIDE PAKISTAN LIMITED
NOTES TO AND FORMING PART OF THE UNCONSOLIDATED CONDENSED
INTERIM FINANCIAL STATEMENTS (UNAUDITED)

FOR THE HALF YEAR ENDED SEPTEMBER 30, 2023

1. THE COMPANY AND ITS OPERATIONS

Exide Pakistan Limited (the Company) is a limited liability company and is incorporated on January 12, 1953 in Pakistan. The address of its registered office is A-44, Hill Street, Manghopir Road, S.I.T.E, Karachi, Pakistan. The Company is listed on the Pakistan Stock Exchange. The Company is engaged in the manufacturing and sale of batteries, chemicals and acid and in trading of solar energy solutions. Manufacturing facilities of the Company are located at S.I.T.E Karachi while facilities for chemicals and acid are located at S.I.T.E and Bin Qasim Karachi.

2. BASIS OF PREPARATION AND STATEMENT OF COMPLIANCE

2.1 These unconsolidated condensed interim financial statements have been prepared in accordance with the accounting and reporting standards as applicable in Pakistan for interim financial reporting. The accounting and reporting standards as applicable in Pakistan for interim financial reporting comprise of:

- International Accounting Standard (IAS) 34, Interim Financial Reporting, issued by the International Accounting Standards Board (IASB) as notified under the Companies Act, 2017;
- Provisions of and directives issued under the Companies Act, 2017; and
- Islamic Financial Accounting Standards (IFAS) issued by Institute of Chartered Accountants of Pakistan (ICAP) as notified under the Companies Act, 2017.

Where the provisions of and directives issued under the Companies Act, 2017 differ from the requirements of IAS 34 and IFSA, the provisions of and directives issued under the Companies Act, 2017 have been followed.

2.2 These unconsolidated condensed interim financial statements represent the separate condensed interim financial statements of the Company. The consolidated condensed interim financial statements of the Company and its subsidiary company are presented separately.

2.3 These unconsolidated condensed interim financial statements have been prepared under the historical cost convention except for inventories which are carried at lower of cost or net realisable value, land and buildings are stated at revalued amounts and defined benefit plan - gratuity are carried at present value.

2.4 These unconsolidated condensed interim financial statements do not include all information and disclosures required in a full set of financial statements and should be read in conjunction with the unconsolidated annual audited financial statements of the Company for the year ended March 31, 2023.

2.5 These condensed interim financial statements are presented in Pakistan Rupee, which is the Company's functional and presentation currency.

3. SIGNIFICANT ACCOUNTING POLICIES

The accounting policies adopted and the methods of computation of balances used in the preparation of these unconsolidated condensed interim financial statements are the same as those applied in the preparation of the unconsolidated annual audited financial statements of the Company for the year ended March 31, 2023.

4. ACCOUNTING ESTIMATES / JUDGEMENTS AND FINANCIAL RISK MANAGEMENT

The preparation of these unconsolidated condensed interim financial statements in conformity with accounting and reporting standards requires the management to make estimates, judgments and assumptions that affect the reported amounts of assets and liabilities, income and expenses. It also requires the management to exercise judgment in application of its accounting policies. The estimates, judgments and associated assumptions are based on the management's experience and various other factors that are believed to be reasonable under the circumstances. These estimates and assumptions are reviewed on an ongoing basis. Revisions to accounting estimates are recognised in the period in which the estimate is revised if the revision affects only that period, or in the period of revision and future periods if the revision affects both current and future periods. The significant judgments made by the management in applying the Company's accounting policies and the key resources of estimation and uncertainty were the same as those applied to the unconsolidated annual audited financial statements for the year ended March 31, 2023.

The financial risk management objectives and policies are consistent with those disclosed in the unconsolidated annual audited financial statements of the Company for the year ended March 31, 2023.

		(Unaudited) September 30, 2023	(Audited) March 31, 2023
	Note	----- (Rupees '000) -----	
5. PROPERTY, PLANT AND EQUIPMENT			
Operating assets			
Opening balance		2,048,331	1,333,308
Additions /transfers during the period /year	5.1	101,695	359,005
Surplus on revaluation during the period / year		-	521,856
Disposals during the period /year	5.2	-	(1,202)
Depreciation for the period / year		(97,261)	(164,636)
Closing balance		2,052,765	2,048,331
Capital work-in-progress	5.3	5,834	-
		<u>2,058,599</u>	<u>2,048,331</u>

5.1 The following additions have been made to operating assets during the half year ended September 30, 2023.

	For the half year ended September 30,	
	2023	2022
	(Unaudited)	
	----- (Rupees '000) -----	
Buildings on leasehold land	4,425	13,803
Plant and machinery	72,031	51,898
Furniture and fixtures	518	665
Office equipment and appliances	3,331	2,419
Owned Vehicles	7,442	-
Vehicles held under diminishing musharaka	13,948	-
	<u>101,695</u>	<u>68,785</u>

5.2 The net book value of operating assets disposed of during the half year ended September 30, 2023 amounted to Rs. Nil (September 30, 2022: Rs. 0.258 million).

		(Unaudited) September 30, 2023	(Audited) March 31, 2023
		----- (Rupees '000) -----	
5.3 Capital work-in-progress			
Property, plant and equipment	5.3.1 & 5.3.2	<u>5,834</u>	<u>-</u>

5.3.1 The following additions have been made to capital work-in-progress during the half year ended September 30, 2023:

	For the half year ended September 30,	
	2023	2022
	(Unaudited)	
	----- (Rupees '000) -----	
Buildings on leasehold land	4,425	13,803
Plant and machinery	77,735	28,382
Furniture and fixtures	518	2,267
Office equipment and appliances	3,461	2,418
	<u>86,139</u>	<u>46,870</u>

5.3.2 The following transfers have been made from capital work-in-progress during the half year ended September 30, 2023:

	Note	For the half year ended	
		September 30, 2023 (Unaudited)	2022 (Unaudited)
		----- (Rupees '000) -----	
Buildings on leasehold land		4,425	13,803
Plant and machinery		72,031	51,898
Furniture and fixtures		518	665
Office equipment and appliances		3,331	2,419
		<u>80,305</u>	<u>68,785</u>
		(Unaudited) September 30, 2023	(Audited) March 31, 2023
		----- (Rupees '000) -----	
6. LONG-TERM DEPOSITS			
Unsecured			
Utilities		25,142	25,142
Others		15,239	17,588
		<u>40,381</u>	<u>42,730</u>
7. STOCK-IN-TRADE			
Raw and packing materials and components (including goods-in-transit amounting to Rs 495.812 million (March 31, 2023: Rs 220.5 million))		2,977,535	1,663,081
Work-in-process		2,950,096	2,048,706
Finished goods		1,608,743	925,040
		<u>7,536,374</u>	<u>4,636,827</u>
Less: provision against slow moving and obsolete stock-in-trade	7.1	(43,999)	(40,399)
		<u>7,492,375</u>	<u>4,596,428</u>
7.1 Provision against slow moving and obsolete stock-in-trade			
Opening balance		40,399	36,754
Provision recognised during the period / year		3,600	3,945
Reversal		-	(300)
Closing balance		<u>43,999</u>	<u>40,399</u>
8. TRADE DEBTS - unsecured			
Trade Debts		3,023,784	721,539
Less: Expected credit loss	8.1	(239,599)	(239,599)
		<u>2,784,185</u>	<u>481,940</u>
8.1 Expected credit loss			
Opening balance		239,599	89,382
Provision recognised during the period / year		-	160,637
Written off during the year		-	(10,420)
Closing balance		<u>239,599</u>	<u>239,599</u>
9. LOAN FROM DIRECTOR			
Unsecured			
Loan from director		240,000	250,000
9.1			
Loan from director is unsecured for working capital requirement, it is subject to markup at the rate of Kibor+1% and is payable on demand.			

9.2 Movement of Loan from director

As at	Receipts	Payments	As at
(Rupees '000)			
250,000	-	10,000	240,000

10. CONTINGENCIES AND COMMITMENTS

10.1 Contingencies

Contingencies in unconsolidated condensed interim financial statements are the same as those disclosed in unconsolidated annual audited financial statements of the Company for the year ended March 31, 2023.

10.2 Commitments

Commitments in respect of:

Letters of credit

Letters of guarantee

(Unaudited) September 30, 2023	(Audited) March 31, 2023
(Rupees '000)	

689,577	551,477
92,186	96,883

For the half year ended

September 30,

2023

2022

(Unaudited)

(Rupees '000)

11. COST OF SALES

Raw and packing materials consumed

Salaries, wages and benefits

Spares consumed

Rent, rates and taxes

Fuel, power and water

Insurance

Repairs and maintenance

Depreciation

General expenses

Opening stock of work-in-process

Closing stock of work-in-process

Cost of goods manufactured

Opening stock of finished goods

Closing stock of finished goods

10,465,735	8,843,953
406,477	345,693
117,352	123,365
4,850	1,521
569,918	514,468
8,611	5,549
15,314	10,452
90,033	70,611
26,050	22,436
1,238,605	1,094,095
2,048,706	968,826
(2,950,096)	(1,754,867)
(901,390)	(786,041)
10,802,950	9,152,007
925,040	741,420
(1,608,743)	(1,021,320)
(683,703)	(279,900)
10,119,247	8,872,107

12. FINANCE COST

Profit on long-term loan

Profit on short-term running musharakah

Profit on short-term tijarah

Profit on short-term istisna

Mark-up on short-term running finance

Mark-up on loan from director

Mark-up on WPPF

Bank charges

7,686	5,083
11,344	38,690
95,115	65,517
46,317	-
171,105	36,562
28,264	-
1,513	-
4,996	2,708
366,340	148,560

13. TAXATION

Current - for the period	483,113	127,403
	<u>483,113</u>	<u>127,403</u>

- 13.1** Company's management has evaluated the available evidence about future taxable income and other possible sources of realisation of deferred tax asset. The deferred tax credit has been recognized on minimum turnover tax, unused tax losses and tax credits in these financial statements to the extent that deferred tax asset becomes zero due to unavailability of future taxable profits based on management's judgement.

	For the half year ended	
	September 30,	
	2023	2022
	(Unaudited)	
Note	----- (Rupees '000) -----	

14. CASH GENERATED FROM OPERATIONS

Profit before taxation	1,238,751	348,855
Adjustments:		
Depreciation	97,261	74,854
Gain on disposal of property, plant and equipment - operating assets	(2,403)	(1,339)
Provision against slow moving and obsolete stock-in-trade	3,600	1,800
Provision for defined benefit plan - gratuity	-	1,996
Provision against battery warranty claims	-	330,362
Amortisation of deferred government grant	-	(4,445)
Finance cost	366,340	145,852
Working capital changes	(2,782,181)	92,189
	14.1	
	<u>(1,078,632)</u>	<u>990,124</u>

14.1 Working capital changes

(Increase) / decrease in current assets		
Stores and spares	(62,362)	(67,472)
Stock-in-trade	(2,899,547)	(1,593,663)
Trade debts	(2,302,245)	979,727
Loans and advances	181,662	(36,162)
Trade deposits, prepayments and other receivables	(20,682)	2,263
	<u>(5,103,174)</u>	<u>(715,307)</u>
Increase / (decrease) in current liabilities		
Trade and other payables	2,320,993	807,496
	<u>(2,782,181)</u>	<u>92,189</u>

15. CASH AND CASH EQUIVALENTS

Cash and cash equivalents included in the unconsolidated condensed interim statement of cash flows (unaudited) comprise the following unconsolidated condensed interim statement of financial position amounts:

15.1 Total short term borrowings

	As at September 30,	
	2023	2022
	(Unaudited)	
	----- (Rupees '000) -----	
Running Musharakah	403,013	527,436
Tijarah	945,000	1,438,405
Istisna	699,991	-
Running Finance	1,067,116	350,295
Money Market Loan	-	123,850
	<u>3,115,120</u>	<u>2,439,986</u>
Cash and bank balances	831,756	112,113
Short-term borrowings which qualifies as cash and cash equivalent	(1,067,116)	(877,731)
Cash and cash equivalents at the end of the period	<u>(235,360)</u>	<u>(765,618)</u>

16. TRANSACTIONS WITH RELATED PARTIES

Half year ended September 30, 2023				Half year ended September 30, 2022
Subsidiary company	Other related parties	Key management personnel	Total	
(Rupees '000)				

Transactions

Transactions with key management personnel

- Sales	-	-	-	-	5,344
- Salaries and wages	-	-	21,171	21,171	17,397
- Defined benefit plan - gratuity	-	-	240	240	109
- Defined contribution plan	-	-	577	577	262
- Repayment of loan	-	-	10,000	10,000	168,550
Expenses charged in respect of defined contribution plan - provident fund	-	6,771	-	6,771	5,588
Expenses charged in respect of defined benefit plan - Gratuity	-	2,091	-	2,091	1,996
Royalty expense	-	2,324	-	2,324	4,619
Payment made to subsidiary company	5	-	-	5	6

17. FAIR VALUE OF FINANCIAL INSTRUMENTS

Fair value is the price that would be received to sell an asset or paid to transfer a liability in an orderly transaction between market participants at the measurement date. Consequently, differences can arise between carrying values and the fair value estimates.

Underlying the definition of fair value is the presumption that the Company is a going concern without any intention or requirement to curtail materially the scale of its operations or to undertake a transaction on adverse terms.

The estimated fair value of all financial assets and liabilities is considered not to be significantly different from the respective book values as the items are either short-term in nature or re-priced periodically.

17.1 Fair value hierarchy

International Financial Reporting Standard 13, 'Fair Value Measurement' requires the Company to classify assets using a fair value hierarchy that reflects the significance of the inputs used in making the measurements. The fair value hierarchy has the following levels:

Level 1: Quoted prices (unadjusted) in active markets for identical assets or liabilities that the entity can access at the measurement date.

Level 2: Inputs other than quoted prices included within Level 1 that are observable for the asset or liability, either directly or indirectly.

Level 3: Inputs for the asset or liability that are not based on observable market data (unobservable inputs).

The level in the fair value hierarchy within which the fair value measurement is categorised in its entirety shall be determined on the basis of the lowest level input that is significant to the fair value measurement in its entirety.

18. CORRESPONDING FIGURES

Corresponding figures have been rearranged and reclassified, wherever necessary, for the purpose of better presentation and comparison.

19. DATE OF AUTHORISATION FOR ISSUE


These unconsolidated condensed interim financial statements were authorised for issue on 29 November 2023 by the Board of Directors of the Company.

20. GENERAL


Figures in these unconsolidated condensed interim financial statements have been rounded off to the nearest thousand rupees.



Arif Hashwani
Chairman



Arshad Shehzada
Chief Executive Officer



S. Haider Mehdi
Chief Financial Officer

EXIDE

CONSOLIDATED FINANCIAL STATEMENTS



EXIDE PAKISTAN LIMITED
CONSOLIDATED CONDENSED INTERIM STATEMENT OF FINANCIAL POSITION
AS AT SEPTEMBER 30, 2023

		(Unaudited) September 30, 2023	(Audited) March 31, 2023
	Note	(Rupees '000)	
ASSETS			
Non-current assets			
Property, plant and equipment	5	2,058,599	2,048,331
Long-term loans		559	355
Long-term deposits	6	40,381	42,730
		<u>2,099,539</u>	<u>2,091,416</u>
Current assets			
Stores and spares		231,657	169,295
Stock-in-trade	7	7,492,375	4,596,428
Trade debts	8	2,784,185	481,940
Loans and advances		341,800	523,462
Trade deposits, prepayments and other receivables		38,010	17,334
Taxation- net		467,109	584,673
Sales tax refundable		82,099	99,822
Cash and bank balances		831,758	1,621,193
		<u>12,268,993</u>	<u>8,094,147</u>
TOTAL ASSETS		<u><u>14,368,532</u></u>	<u><u>10,185,563</u></u>
EQUITY AND LIABILITIES			
SHARE CAPITAL AND RESERVES			
Authorised share capital			
18,000,000 (March 31, 2023: 18,000,000) ordinary shares of Rs. 10 each		180,000	180,000
Issued, subscribed and paid-up share capital		77,686	77,686
Capital reserves			
General capital reserve		259	259
Reserve arising on amalgamation - net		25,823	25,823
Revaluation surplus on property, plant and equipment - net of tax		1,553,856	1,565,150
Revenue reserves			
General reserve		3,329,991	3,329,991
Accumulated profits		789,488	100,273
		<u>5,777,103</u>	<u>5,099,182</u>
LIABILITIES			
Non-current liabilities			
Long-term loan		165,429	168,536
		<u>165,429</u>	<u>168,536</u>
Current liabilities			
Trade and other payables		4,866,075	2,545,057
Unclaimed dividend		4,558	4,558
Accrued profit / mark-up		174,499	69,540
Loan from director		240,725	250,725
Short-term borrowings	9	3,115,120	2,026,675
Current portion of long-term loan		25,023	21,290
		<u>8,426,000</u>	<u>4,917,845</u>
TOTAL LIABILITIES		<u><u>8,591,429</u></u>	<u><u>5,086,381</u></u>
TOTAL EQUITY AND LIABILITIES		<u><u>14,368,532</u></u>	<u><u>10,185,563</u></u>
CONTINGENCIES AND COMMITMENTS			
	10		

The annexed notes 1 to 20 form an integral part of these consolidated condensed interim financial statements.



Arif Hashwani
Chairman



Arshad Shehzada
Chief Executive Officer



S. Haider Mehdi
Chief Financial Officer

EXIDE PAKISTAN LIMITED
CONSOLIDATED CONDENSED INTERIM STATEMENT OF PROFIT OR LOSS
AND OTHER COMPREHENSIVE INCOME (UNAUDITED)
FOR THE HALF YEAR AND QUARTER ENDED SEPTEMBER 30, 2023

	Half Year Ended		Quarter Ended	
	September 30, 2023	September 30, 2022	September 30, 2023	September 30, 2022
Note	(Rupees'000)			
Revenue from customers - net	12,699,577	10,192,274	5,633,419	4,706,125
Cost of sales	11 (10,119,247)	(8,872,107)	(4,628,424)	(3,911,858)
Gross profit	2,580,330	1,320,167	1,004,995	794,267
Selling and distribution expenses	(754,728)	(674,778)	(409,230)	(394,925)
Administrative and general expenses	(106,811)	(76,941)	(56,236)	(38,031)
Other income	9,858	10,941	4,308	9,028
Other operating charges	(123,589)	(82,007)	(49,760)	(62,366)
	(975,270)	(822,785)	(510,918)	(486,294)
Operating profit	1,605,060	497,383	494,077	307,974
Finance cost	12 (366,340)	(148,560)	(183,313)	(78,013)
Profit before taxation	1,238,720	348,823	310,764	229,961
Taxation	13 (483,113)	(127,403)	(121,205)	(58,826)
Profit after taxation	755,607	221,419	189,559	171,134
Other comprehensive income for the period	-	-	-	-
Total comprehensive income for the period	755,607	221,419	189,559	171,134
	(Rupees'000)			
Earnings per share (basic and diluted)	97.26	28.51	24.40	22.03

The annexed notes 1 to 20 form an integral part of these consolidated condensed interim financial statements.



Arif Hashwani
Chairman



Arshad Shehzada
Chief Executive Officer




S. Haider Mehdi
Chief Financial Officer

EXIDE PAKISTAN LIMITED
CONSOLIDATED CONDENSED INTERIM STATEMENT OF CHANGES IN EQUITY (UNAUDITED)
FOR THE HALF YEAR ENDED SEPTEMBER 30, 2023

Issued, subscribed and paid-up share capital	Capital reserves			Revenue reserves		Total
	General capital reserve	Revaluation surplus on property, plant and equipment - net of tax	Reserve arising on amalgamation - net	General reserve	Accumulated (losses) / profits	
(Rupees '000)						
Balance as at March 31, 2022 (Audited)	77,686	259	1,066,555	25,823	3,329,991	(666,115) 3,834,199
Profit after taxation for the half year ended September 30, 2022	-	-	-	-	-	221,419 221,419
Other comprehensive income for the half year ended September 30, 2022	-	-	-	-	-	- -
Total comprehensive income for the period	-	-	-	-	-	221,419 221,419
Transferred from revaluation surplus on property, plant and equipment - net of tax	-	-	(6,677)	-	-	6,677 -
Balance as at September 30, 2022 (Unaudited)	77,686	259	1,059,878	25,823	3,329,991	(438,019) 4,055,618
Balance as at March 31, 2023 (Audited)	77,686	259	1,565,150	25,823	3,329,991	100,273 5,099,182
Final dividend for the year ended March 31, 2023	-	-	-	-	-	(77,686) (77,686)
Profit after taxation for the half year ended September 30, 2023	-	-	-	-	-	755,607 755,607
Other comprehensive income for the half year ended September 30, 2023	-	-	-	-	-	- -
Total comprehensive income for the period	-	-	-	-	-	755,607 755,607
Transferred from revaluation surplus on property, plant and equipment - net of tax	-	-	(11,294)	-	-	11,294 -
Balance as at September 30, 2023 (Unaudited)	77,686	259	1,553,856	25,823	3,329,991	789,488 5,777,103


The annexed notes 1 to 20 form an integral part of these consolidated condensed interim financial statements.



Arif Hashwani
Chairman



Arshad Shehzada
Chief Executive Officer



S. Haider Mehdi
Chief Financial Officer

EXIDE PAKISTAN LIMITED
CONSOLIDATED CONDENSED INTERIM STATEMENT OF CASH FLOWS (UNAUDITED)
FOR THE HALF YEAR ENDED SEPTEMBER 30, 2023

		Half Year ended September 30,	
		2023	2022
		----- (Rupees '000) -----	
CASH FLOWS FROM OPERATING ACTIVITIES			
	14	(1,078,632)	990,124
Cash (used in) / generated from operations		(261,381)	(157,023)
Financial charges paid		(347,826)	25,468
Income taxes (paid) / recovered - net		2,349	(7,782)
Decrease / (Increase) in long-term deposits		(204)	(3,817)
Increase in long-term loans		(1,685,694)	846,970
Net cash flows generated from / (used in) operating activities			
CASH FLOWS FROM INVESTING ACTIVITIES			
		(107,529)	(46,870)
Payments for capital expenditure		2,403	1,598
Proceeds from disposal of operating assets		(105,126)	(45,272)
Net cash used in investing activities			
CASH FLOWS FROM FINANCING ACTIVITIES			
		626	(1,880)
Long-term loans obtained / (repaid) - net		(10,000)	(168,550)
Loan from director repaid		-	(67,716)
Loan under SBP refinance scheme repaid - net		(77,686)	-
Dividend paid		723,533	(101,850)
Short-term borrowings obtained / (repaid) - net		636,473	(339,996)
Net cash flows generated from / (used in) financing activities			
Net (decrease) / increase in cash and cash equivalents during the period		(1,154,347)	461,702
Cash and cash equivalents at the beginning of the period		918,989	(1,227,318)
Cash and cash equivalents at the end of the period	15	(235,358)	(765,616)


The annexed notes 1 to 20 form an integral part of these consolidated condensed interim financial statements.



Arif Hashwani
Chairman



Arshad Shehzada
Chief Executive Officer



S. Haider Mehdi
Chief Financial Officer

EXIDE PAKISTAN LIMITED
NOTES TO AND FORMING PART OF THE CONSOLIDATED CONDENSED
INTERIM FINANCIAL STATEMENTS (UNAUDITED)
FOR THE HALF YEAR ENDED SEPTEMBER 30, 2023

1. THE COMPANY AND ITS OPERATIONS

Exide Pakistan Limited (the Company) is a limited liability company and is incorporated on January 12, 1953 in Pakistan. The address of its registered office is A-44, Hill Street, Manghopir Road, S.I.T.E, Karachi, Pakistan. The Company is listed on the Pakistan Stock Exchange. The Company is engaged in the manufacturing and sale of batteries, chemicals and acid and in trading of solar energy solutions. Manufacturing facilities of the Company are located at S.I.T.E Karachi while facilities for chemicals and acid are located at S.I.T.E and Bin Qasim Karachi.

2. BASIS OF PREPARATION AND STATEMENT OF COMPLIANCE

2.1 These consolidated condensed interim financial statements have been prepared in accordance with the accounting and reporting standards as applicable in Pakistan for interim financial reporting. The accounting and reporting standards as applicable in Pakistan for interim financial reporting comprise of:

- International Accounting Standard (IAS) 34, Interim Financial Reporting, issued by the International Accounting Standards Board (IASB) as notified under the Companies Act, 2017;
- Provisions of and directives issued under the Companies Act, 2017; and
- Islamic Financial Accounting Standards (IFAS) issued by Institute of Chartered Accountants of Pakistan (ICAP) as notified under the Companies Act, 2017.

Where the provisions of and directives issued under the Companies Act, 2017 differ from the requirements of IAS 34 and IFSA, the provisions of and directives issued under the Companies Act, 2017 have been followed.

2.2 These consolidated condensed interim financial statements have been prepared under the historical cost convention except for inventories which are carried at lower of cost or net realisable value, land and buildings are stated at revalued amounts and defined benefit plan - gratuity are carried at present value.

2.3 These consolidated condensed interim financial statements do not include all information and disclosures required in a full set of financial statements and should be read in conjunction with the consolidated annual audited financial statements of the Company for the year ended March 31, 2023.

2.4 These condensed interim financial statements are presented in Pakistan Rupee, which is the Company's functional and presentation currency.

3. SIGNIFICANT ACCOUNTING POLICIES

The accounting policies adopted and the methods of computation of balances used in the preparation of these consolidated condensed interim financial statements are the same as those applied in the preparation of the consolidated annual audited financial statements of the Company for the year ended March 31, 2023.

4. ACCOUNTING ESTIMATES / JUDGEMENTS AND FINANCIAL RISK MANAGEMENT

The preparation of these consolidated condensed interim financial statements in conformity with accounting and reporting standards requires the management to make estimates, judgments and assumptions that affect the reported amounts of assets and liabilities, income and expenses. It also requires the management to exercise judgment in application of its accounting policies. The estimates, judgments and associated assumptions are based on the management's experience and various other factors that are believed to be reasonable under the circumstances. These estimates and assumptions are reviewed on an ongoing basis. Revisions to accounting estimates are recognised in the period in which the estimate is revised if the revision affects only that period, or in the period of revision and future periods if the revision affects both current and future periods. The significant judgments made by the management in applying the Company's accounting policies and the key resources of estimation and uncertainty were the same as those applied to the consolidated annual audited financial statements for the year ended March 31, 2023.

The financial risk management objectives and policies are consistent with those disclosed in the consolidated annual audited financial statements of the Company for the year ended March 31, 2023.

		(Unaudited) September 30, 2023	(Audited) March 31, 2023
	Note	(Rupees '000)	
5. PROPERTY, PLANT AND EQUIPMENT			
Operating assets			
Opening balance		2,048,331	1,333,308
Additions /transfers during the period /year	5.1	101,695	359,005
Surplus on revaluation during the period / year		-	521,856
Disposals during the period /year	5.2	-	(1,202)
Depreciation for the period / year		(97,261)	(164,636)
Closing balance		2,052,765	2,048,331
Capital work-in-progress	5.3	5,834	-
		2,058,599	2,048,331

5.1 The following additions have been made to operating assets during the half year ended September 30, 2023.

	For the half year ended September 30,	
	2023	2022
	(Unaudited)	
	(Rupees '000)	
Buildings on leasehold land	4,425	13,803
Plant and machinery	72,031	51,898
Furniture and fixtures	518	665
Office equipment and appliances	3,331	2,419
Owned Vehicles	7,442	-
Vehicles held under diminishing musharaka	13,948	-
	101,695	68,785

5.2 The net book value of operating assets disposed of during the half year ended September 30, 2023 amounted to Rs. Nil (September 30, 2022: Rs. 0.258 million).

	(Unaudited) September 30, 2023	(Audited) March 31, 2023
	(Rupees '000)	

5.3 Capital work-in-progress

Property, plant and equipment	5.3.1 & 5.3.2	5,834	-
-------------------------------	---------------	-------	---

5.3.1 The following additions have been made to capital work-in-progress during the half year ended September 30, 2023:

	For the half year ended September 30,	
	2023	2022
	(Unaudited)	
	(Rupees '000)	
Buildings on leasehold land	4,425	13,803
Plant and machinery	77,735	28,382
Furniture and fixtures	518	2,267
Office equipment and appliances	3,461	2,418
	86,139	46,870

5.3.2 The following transfers have been made from capital work-in-progress during the half year ended September 30, 2023:

		For the half year ended	
		September 30,	
		2023	2022
		(Unaudited)	
Note		----- (Rupees '000) -----	
	Buildings on leasehold land	4,425	13,803
	Plant and machinery	72,031	51,898
	Furniture and fixtures	518	665
	Office equipment and appliances	3,331	2,419
		<u>80,305</u>	<u>68,785</u>
		(Unaudited)	(Audited)
		September 30,	March 31,
		2023	2023
		----- (Rupees '000) -----	
6.	LONG-TERM DEPOSITS		
	Unsecured		
	Utilities	25,142	25,142
	Others	15,239	17,588
		<u>40,381</u>	<u>42,730</u>
7.	STOCK-IN-TRADE		
	Raw and packing materials and components (including goods-in-transit amounting to Rs 495.812 million (March 31, 2023: Rs 220.5 million))	2,977,535	1,663,081
	Work-in-process	2,950,096	2,048,706
	Finished goods	1,608,743	925,040
		<u>7,536,374</u>	<u>4,636,827</u>
	Less: provision against slow moving and obsolete stock-in-trade	(43,999)	(40,399)
		<u>7,492,375</u>	<u>4,596,428</u>
7.1	Provision against slow moving and obsolete stock-in-trade		
	Opening balance	40,399	36,754
	Provision recognised during the period / year	3,600	3,945
	Reversal	-	(300)
	Closing balance	<u>43,999</u>	<u>40,399</u>
8.	TRADE DEBTS - unsecured		
	Trade Debts	3,023,784	721,539
	Less: Expected credit loss	(239,599)	(239,599)
		<u>2,784,185</u>	<u>481,940</u>
8.1	Expected credit loss		
	Opening balance	239,599	89,382
	Provision recognised during the period / year	-	160,637
	Written off during the year	-	(10,420)
	Closing balance	<u>239,599</u>	<u>239,599</u>
9.	LOAN FROM DIRECTOR		
	Unsecured		
	Loan from director	240,725	250,725
9.1	Loan from director is unsecured for working capital requirement, it is subject to markup at the rate of Kibor+1% and is payable on demand.		

9.2 Movement of Loan from director

As at	Receipts	Payments	As at
(Rupees '000)			
250,725	-	10,000	240,725

10. CONTINGENCIES AND COMMITMENTS

10.1 Contingencies

Contingencies in consolidated condensed interim financial statements are the same as those disclosed in consolidated annual audited financial statements of the Company for the year ended March 31, 2023.

10.2 Commitments

Commitments in respect of:

	(Unaudited) September 30, 2023	(Audited) March 31, 2023
(Rupees '000)		
Letters of credit	689,577	551,477
Letters of guarantee	92,186	96,883
For the half year ended		
	September 30, 2023	2022
(Unaudited)		
(Rupees '000)		

11. COST OF SALES

Raw and packing materials consumed	10,465,735	8,843,953
Salaries, wages and benefits	406,477	345,693
Spares consumed	117,352	123,365
Rent, rates and taxes	4,850	1,521
Fuel, power and water	569,918	514,468
Insurance	8,611	5,549
Repairs and maintenance	15,314	10,452
Depreciation	90,033	70,611
General expenses	26,050	22,436
	1,238,605	1,094,095
Opening stock of work-in-process	2,048,706	968,826
Closing stock of work-in-process	(2,950,096)	(1,754,867)
	(901,390)	(786,041)
Cost of goods manufactured	10,802,950	9,152,007
Opening stock of finished goods	925,040	741,420
Closing stock of finished goods	(1,608,743)	(1,021,320)
	(683,703)	(279,900)
	10,119,247	8,872,107

12. FINANCE COST

Profit on long-term loan	7,686	5,083
Profit on short-term running musharakah	11,344	38,690
Profit on short-term tijarah	95,115	65,517
Profit on short-term istisna	46,317	-
Mark-up on short-term running finance	171,105	36,562
Mark-up on loan from director	28,264	-
Mark-up on WPPF	1,513	-
Bank charges	4,996	2,708
	366,340	148,560

13. TAXATION

Current - for the period	483,113	127,403
	483,113	127,403

- 13.1 Company's management has evaluated the available evidence about future taxable income and other possible sources of realisation of deferred tax asset. The deferred tax credit has been recognized on minimum turnover tax, unused tax losses and tax credits in these financial statements to the extent that deferred tax asset becomes zero due to unavailability of future taxable profits based on management's judgement.

		For the half year ended	
		September 30,	
		2023	2022
		(Unaudited)	
		(Rupees '000)	
Note			
14.	CASH GENERATED FROM OPERATIONS		
	Profit before taxation	1,238,720	348,855
	Adjustments:		
	Depreciation	97,261	74,854
	Gain on disposal of property, plant and equipment - operating assets	(2,403)	(1,339)
	Provision against slow moving and obsolete stock-in-trade	3,600	1,800
	Provision for defined benefit plan - gratuity	-	1,996
	Provision against battery warranty claims	-	330,362
	Amortisation of deferred government grant	-	(4,445)
	Finance cost	366,340	145,852
	Working capital changes	(2,782,150)	92,189
		(1,078,632)	990,124
14.1	Working capital changes		
	(Increase) / decrease in current assets		
	Stores and spares	(62,362)	(67,472)
	Stock-in-trade	(2,899,547)	(1,593,663)
	Trade debts	(2,302,245)	979,727
	Loans and advances	181,662	(36,162)
	Trade deposits, prepayments and other receivables	(20,676)	2,263
		(5,103,168)	(715,307)
	Increase / (decrease) in current liabilities		
	Trade and other payables	2,321,018	807,496
		(2,782,150)	92,189
15.	CASH AND CASH EQUIVALENTS		
	Cash and cash equivalents included in the consolidated condensed interim statement of cash flows (unaudited) comprise the following consolidated condensed interim statement of financial position amounts:		
15.1	Total short term borrowings		
		As at September 30,	
		2023	2022
		(Unaudited)	
		(Rupees '000)	
	Running Musharakah	403,013	527,436
	Tijarah	945,000	1,438,405
	Istisna	699,991	-
	Running Finance	1,067,116	350,295
	Money Market Loan	-	123,850
		3,115,120	2,439,986
	Cash and bank balances	831,758	112,113
	Short-term borrowings which qualifies as cash and cash equivalent	(1,067,116)	(877,731)
	Cash and cash equivalents at the end of the period	(235,358)	(765,618)

16. TRANSACTIONS WITH RELATED PARTIES

Half year ended September 30, 2023				Total	Half year ended September 30, 2022
Subsidiary company	Other related parties	Key management personnel			
(Rupees '000)					

Transactions

Transactions with key management personnel

- Sales	-	-	-	-	5,344
- Salaries and wages	-	-	21,171	21,171	17,397
- Defined benefit plan - gratuity	-	-	240	240	109
- Defined contribution plan	-	-	577	577	262
- Repayment of loan	-	-	10,000	10,000	168,550
Expenses charged in respect of defined contribution plan - provident fund	-	6,771	-	6,771	5,588
Expenses charged in respect of defined benefit plan - Gratuity	-	2,091	-	2,091	1,996
Royalty expense	-	2,324	-	2,324	4,619
Payment made to subsidiary company	5	-	-	5	6

17. FAIR VALUE OF FINANCIAL INSTRUMENTS

Fair value is the price that would be received to sell an asset or paid to transfer a liability in an orderly transaction between market participants at the measurement date. Consequently, differences can arise between carrying values and the fair value estimates.

Underlying the definition of fair value is the presumption that the Company is a going concern without any intention or requirement to curtail materially the scale of its operations or to undertake a transaction on adverse terms.

The estimated fair value of all financial assets and liabilities is considered not to be significantly different from the respective book values as the items are either short-term in nature or re-priced periodically.

17.1 Fair value hierarchy

International Financial Reporting Standard 13, 'Fair Value Measurement' requires the Company to classify assets using a fair value hierarchy that reflects the significance of the inputs used in making the measurements. The fair value hierarchy has the following levels:

Level 1: Quoted prices (unadjusted) in active markets for identical assets or liabilities that the entity can access at the measurement date.

Level 2: Inputs other than quoted prices included within Level 1 that are observable for the asset or liability, either directly or indirectly.

Level 3: Inputs for the asset or liability that are not based on observable market data (unobservable inputs).

The level in the fair value hierarchy within which the fair value measurement is categorised in its entirety shall be determined on the basis of the lowest level input that is significant to the fair value measurement in its entirety.

18. CORRESPONDING FIGURES

Corresponding figures have been rearranged and reclassified, wherever necessary, for the purpose of better presentation and comparison.

19. **DATE OF AUTHORISATION FOR ISSUE**

These consolidated condensed interim financial statements were authorised for issue on 29 November 2023 by the Board of Directors of the Company.

20. **GENERAL**


Figures in these consolidated condensed interim financial statements have been rounded off to the nearest thousand rupees.



Arif Hashwani
Chairman



Arshad Shehzada
Chief Executive Officer



S. Haider Mehdi
Chief Financial Officer



A-44, Hill Street, Off. Manghopir
Road, S.I.T.E.,

✉ exidepk@exide.com.pk

🌐 exide.com.pk

📘 [exidepakistanlimited](#)